

The financial details of the transferor and transferee companies for the previous 3 years as per the audited statement of Accounts:

Name of the Company: **Elecon Engineering Company Limited**

(Rs. in Lacs except EPS & Book Value)


	As per last Audited Financial Year	1 year prior to the last Audited Financial Year	2 years prior to the last Audited Financial Year
	2015-16	2014-15	2013-14
Equity Paid up Capital	2,178.72	2,178.72	2,178.72
Reserves and surplus	51,733.22	48,860.25	46,990.70
Carry forward losses	-	-	-
Net Worth	53,911.94	51,038.97	49,169.42
Miscellaneous Expenditure	-	-	-
Secured Loans	31187.46	23991.54	23472.83
Unsecured Loans	960.81	881.66	2380.73
Fixed Assets	30625.42	33,362.86	37,383.29
Income from Operations	51,884.39	50,319.24	50,123.19
Total Income	55,787.44	52,586.98	51,878.56
Total Expenditure\$	49,664.89	47,822.29	47,983.22
Profit before Tax	6,122.55	4,764.69	3,895.34
Profit after Tax	4,315.20	3,318.58	2,742.98
Cash profit#	8,590.63	7,846.79	7,034.89
EPS	3.96	3.05	2.52
Book value	49.49	46.85	45.13

\$ Includes depreciation and finance cost

Cash Profit = Profit after tax + Depreciation + Deferred Tax - Provision for tax of earlier years

Note: The financials should not be more than 6 months old. In such cases additional column may be added to provide the latest financials.

Please note that for existing Listed Company, provide the last Annual Report and the audited / unaudited financials of the latest quarter (where it is due) accompanied mandatorily by the Limited Review Report of the auditor.



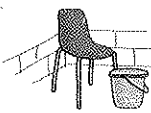
Cranes




Rubber Industry



Marine Industry




Plastic Industry



Power Industry



Steel Industry



Sugar Industry



Mining



Cement Industry

Gearing industries. Gearing economies.