



*Always a step ahead in technology*

Introductory sub-table (I)(a)

Name of the Company: ELECON ENGINEERING COMPANY LTD.

Scrip Code, Name of the scrip, class of security: BSE :- 505700 NSE :- ELECON

Quarter ended: 31ST DECEMBER , 2012

Partly paid-up shares:-	No. of partly paid-up shares	As a % of total no. of partly paid-up shares	As a % of total no. of shares of the company
Held by promoter/promoter group	0	0	0
Held by public	0	0	0
<b>Total</b>	<b>0</b>	<b>0</b>	<b>0</b>





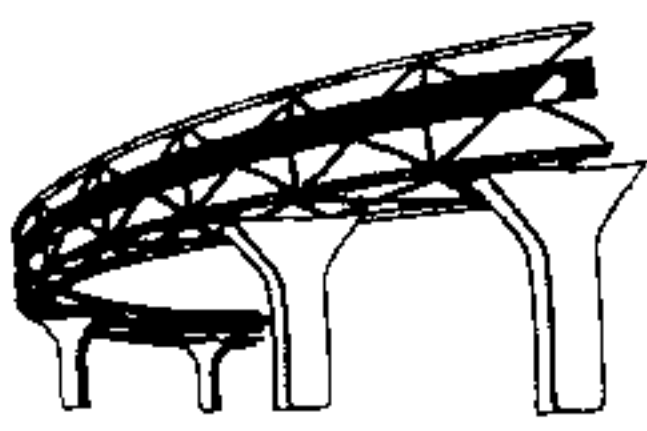

Outstanding convertible securities:-	No. of outstanding securities	As a % of total no. of outstanding convertible securities	As a % of total no. of shares of the company, assuming full conversion of the convertible securities
Held by promoter/promoter group	0	0	0
Held by public	0	0	0
<b>Total</b>	<b>0</b>	<b>0</b>	<b>0</b>

Warrants:-	No. of warrants	As a % of total no. of warrants	As a % of total no. of shares of the company, assuming full conversion of warrants
Held by promoter/promoter group	0	0	0
Held by public	0	0	0
<b>Total</b>	<b>0</b>	<b>0</b>	<b>0</b>

<b>Total paid-up capital of the company, assuming full conversion of warrants and convertible securities</b>	<b>92861510</b>	<b>0</b>	<b>100</b>
--	-----------------	----------	------------

For Elecon Engineering Co. Ltd.

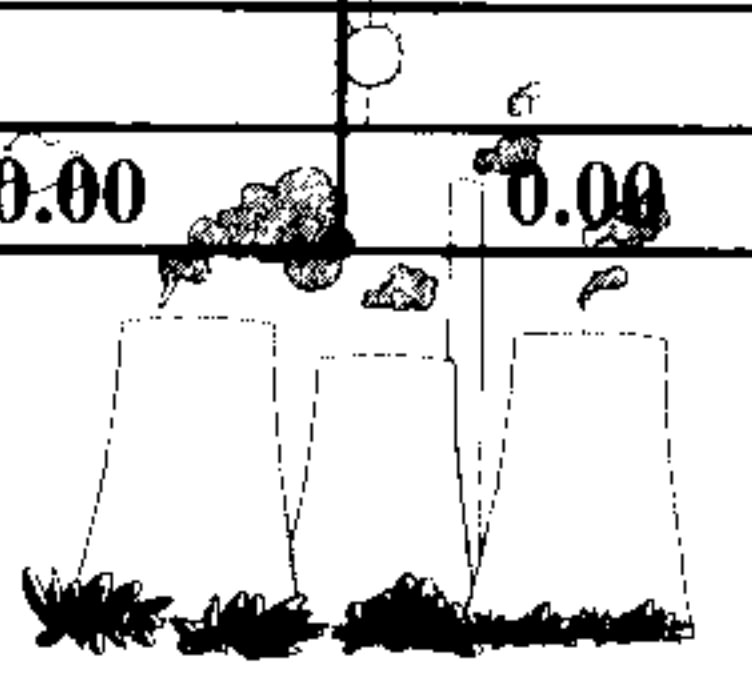
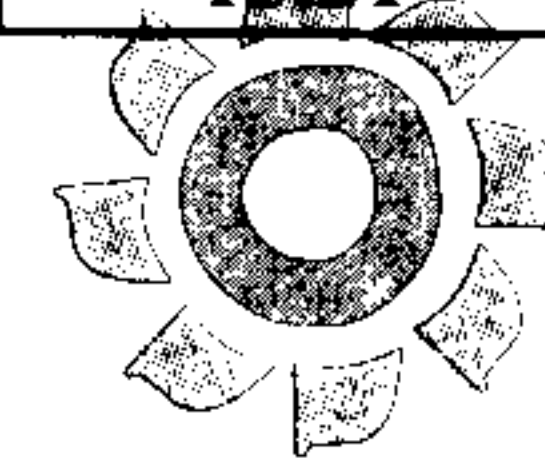
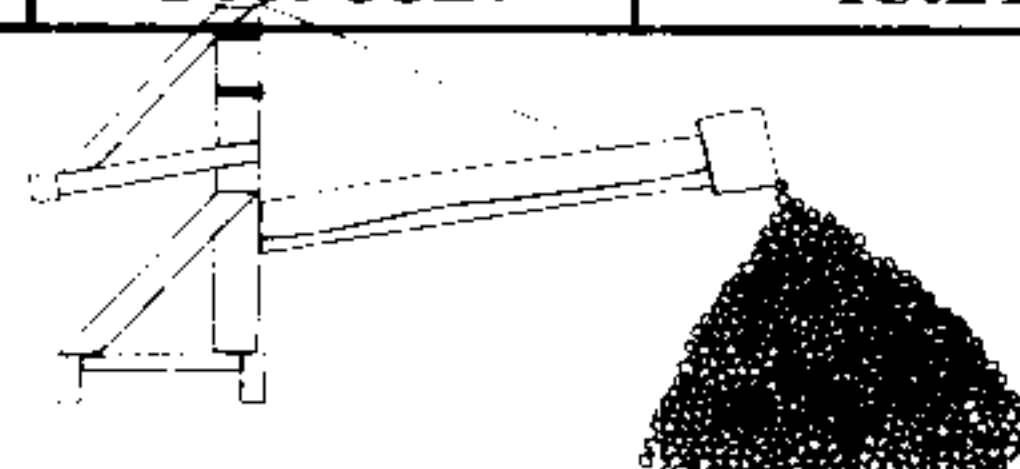


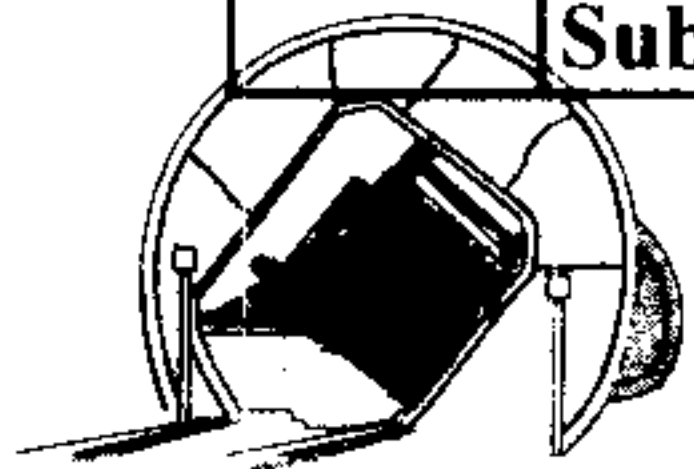
*Shubh*  
Company Secretary



**One-stop destination for bulk Material Handling**

Statement Showing Shareholding Pattern

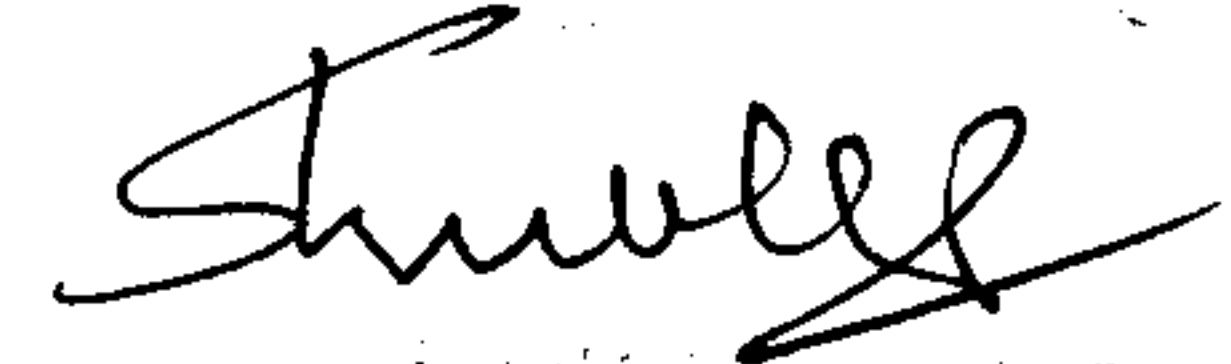
Category code	Category of Shareholder	Number of Shareholders	Table (I)(a)		Total shareholding as a percentage of total number of shares		Shares Pledged or otherwise encumbered	
			Total number of shares	Number of shares held in dematerialized form	As a percentage of (A+B) <sup>1</sup>	As a percentage of (A+B+C)	Number of shares	As a percentage
(I)	(II)	(III)	(IV)	(V)	(VI)	(VII)	(VIII)	(IX)= (VIII)/(IV)* 100
<b>(A) Shareholding of Promoter and</b>								
<b>1 Indian</b>								
(a)	Individuals/ Hindu Undivided Family	4	2122999	2122999	2.29	2.29	0.00	0.00
(b)	Central Government/ State Government(s)				0.00	0.00	0.00	0.00
(c)	Bodies Corporate	8	40702920	40702920	43.83	43.83	6592850	16.20
(d)	Financial Institutions/ Banks	0.00	0.00	0.00	0.00	0.00	0.00	0.00
(e)	Any Others(Specify)	0.00	0.00	0.00	0.00	0.00	0.00	0.00
(e-i)		0.00	0.00	0.00	0.00	0.00	0.00	0.00
(e-ii)		0.00	0.00	0.00	0.00	0.00	0.00	0.00
<b>Sub Total(A)(1)</b>		<b>12</b>	<b>42825919</b>	<b>42825919</b>	<b>46.12</b>	<b>46.12</b>	<b>6592850</b>	<b>15.39</b>
<b>2 Foreign</b>								
a	Individuals (Non-Residents Individuals/ Foreign Individuals)	0.00	0.00	0.00	0.00	0.00	0.00	0.00
b	Bodies Corporate	0.00	0.00	0.00	0.00	0.00	0.00	0.00
c	Institutions	0.00	0.00	0.00	0.00	0.00	0.00	0.00
d	Qualified Foreign Investor	0.00	0.00	0.00	0.00	0.00	0.00	0.00
e	Any Others(Specify)	0.00	0.00	0.00	0.00	0.00	0.00	0.00
e-i		0.00	0.00	0.00	0.00	0.00	0.00	0.00
e-ii								
<b>Sub Total(A)(2)</b>		<b>0.00</b>	<b>0.00</b>	<b>0.00</b>	<b>0.00</b>	<b>0.00</b>	<b>0.00</b>	<b>0.00</b>
<b>Total Shareholding of Promoter and</b>		<b>12</b>	<b>42825919</b>	<b>42825919</b>	<b>46.12</b>	<b>46.12</b>	<b>6592850</b>	<b>15.39</b>
<b>(B) Public shareholding</b>								
<b>1 Institutions</b>								
(a)	Mutual Funds/ UTI	14	12677411	12677411	13.65	13.65	0.00	0.00
(b)	Financial Institutions / Banks	7	105206	81266	0.11	0.11	0.00	0.00
(c)	Central Government/ State Government(s)	1	278648	278648	0.30	0.30	0.00	0.00
(d)	Venture Capital Funds	0.00	0.00	0.00	0.00	0.00	0.00	0.00
(e)	Insurance Companies	0.00	0.00	0.00	0.00	0.00	0.00	0.00
(f)	Foreign Institutional Investors	6	1061502	1061502	1.14	1.14	0.00	0.00
(g)	Foreign Venture Capital Investors	0.00	0.00	0.00	0.00	0.00	0.00	0.00
(h)	Qualified Foreign Investor	0.00	0.00	0.00	0.00	0.00	0.00	0.00
(i)	Any Other (specify)	0.00	0.00	0.00	0.00	0.00	0.00	0.00
(i-ii)		0.00	0.00	0.00	0.00	0.00	0.00	0.00
(i-ii)								
<b>Sub-Total (B)(1)</b>		<b>28</b>	<b>14122767</b>	<b>14098827</b>	<b>15.21</b>	<b>15.21</b>	<b>0.00</b>	<b>0.00</b>



**One-stop destination for bulk Material Handling** Engineering Co. Ltd.

<b>B 2</b>	<b>Non-institutions</b>							
(a)	Bodies Corporate	696	6345324	6313419	6.83	6.83	0.00	0.00
(b)	Individuals	0.00	0.00	0.00	0.00	0.00	0.00	0.00
I	Individuals -i. Individual shareholders holding nominal share capital up to Rs 1 lakh	52152	24211897	20979612	26.07	26.07	0.00	0.00
II	ii. Individual shareholders holding nominal share capital in excess of Rs. 1 lakh.	27	3222820	3040950	3.47	3.47	0.00	0.00
(c)	Qualified Foreign Investor				0.00	0.00	0.00	0.00
(d)	Any Other (specify)				0.00	0.00	0.00	0.00
(d-i)	HUF	310	494038	494038	0.53	0.53	0.00	0.00
(d-ii)	Clearing Members	203	349662	349662	0.38	0.38	0.00	0.00
(d-iii)	Non-Resident (Repatriable)	550	736136	736136	0.79	0.79	0.00	0.00
(d-iv)	Non-Resident (Non-Repatriable)	157	418465	417595	0.45	0.45	0.00	0.00
(d-v)	Trust	5	3000	3000	0.00	0.00	0.00	0.00
(d-vi)	Directors & Their Relatives	3	113236	113236	0.12	0.12	0.00	0.00
(d-vii)	Market Maker	20	18246	18246	0.02	0.02	0.00	0.00
	<b>Sub-Total (B)(2)</b>	<b>54123</b>	<b>35912824</b>	<b>32465894</b>	<b>38.67</b>	<b>38.67</b>	<b>0.00</b>	<b>0.00</b>
<b>(B)</b>	<b>Total Public Shareholding (B)= (B)(1)+(B)(2)</b>	<b>54151</b>	<b>50035591</b>	<b>46564721</b>	<b>53.88</b>	<b>53.88</b>	<b>0.00</b>	<b>0.00</b>
	<b>TOTAL (A)+(B)</b>	<b>54163</b>	<b>92861510</b>	<b>89390640</b>	<b>100.00</b>	<b>100.00</b>	<b>0.00</b>	<b>0.00</b>
<b>(C)</b>	<b>Shares held by Custodians and against which Depository Receipts have been issued</b>							
1	Promoter and Promoter Group	0.00	0.00	0.00	0.00	0.00	0.00	0.00
2	Public							
	<b>Sub-Total (C)</b>	<b>0.00</b>	<b>0.00</b>	<b>0.00</b>	<b>0.00</b>	<b>0.00</b>	<b>0.00</b>	<b>0.00</b>
	<b>GRAND TOTAL (A)+(B)+(C)</b>	<b>54163</b>	<b>92861510</b>	<b>89390640</b>	<b>0.00</b>	<b>100.00</b>	<b>6592850</b>	<b>7.10</b>

For Elecon Engineering Co. Ltd



Company Secretary

Sr.No	Notes
1	
2	
3	
4	
5	
6	
7	
8	
9	

For Elecon Engineering Co. Ltd.

*Shreekrishna*  
Company Secretary

**(I)(b) Statement showing holding of securities (including shares, warrants, convertible securities) of persons belonging to the category "Promoter and Promoter Group"**

Sr. No.	Name of the shareholder	Details of Shares held		Encumbered shares (*)			Details of warrants		Details of convertible securities		Total shares (including underlying shares assuming full conversion of warrants and convertible securities) as a % of diluted share capital
		Number of shares held	As a % of grand total (A)+(B)+(C)	No.	As a percentage	As a % of grand total (A)+(B)+(C) of sub-clause (I)(a)	Number of warrants held	As a % total number of warrants of the same class	Number of convertible securities held	As a % total number of convertible securities of the same class	
(I)	(II)	(III)	(IV)	(V)	(VI)=(V)/(III)*100	(VII)	(VIII)	(IX)	(X)	(XI)	(XII)
1	EMTICI ENGINEERING LIMITED	21647677	23.31	5085000	23.49	5.48		0		0	
2	PRAYAS ENGINEERING LIMITED	10078471	10.85	1507850	14.96	1.62		0		0	
3	POWER BUILD LIMITED	15960	0.02	0	0.00	0.00		0		0	
4	BIPRA INVESTMENTS AND TRUSTS PRIVATE LTD.	1717280	1.85	0	0.00	0.00		0		0	
5	DEVKISHAN INVESTMENTS PRIVATE LIMITED	453220	0.49	0	0.00	0.00		0		0	
6	ELECON INFORMATION TECHNOLOGY LIMITED	250805	0.27	0	0.00	0.00		0		0	
7	K B INVESTMENTS PRIVATE LIMITED	5691265	6.13	0	0.00	0.00		0		0	
8	AKAAISH MECHATRONICS LIMITED	848242	0.91	0	0.00	0.00		0		0	
9	TARUNA PATEL	143307	0.15	0	0.00	0.00		0		0	
10	PRAYASVIN BHANUBHAI PATEL	405182	0.44	0	0.00	0.00		0		0	
11	PRAYASVIN BHANUBHAI PATEL	99962	0.11	0	0.00	0.00		0		0	
12	PRAYASVIN BHANUBHAI PATEL	36000	0.04	0	0.00	0.00		0		0	
13	PRAYASVIN B. PATEL (On behalf of Bhanubhai I. Patel - HUF)	227490	0.24	0	0.00	0.00		0		0	
14	TRUPTI PRADIP PATEL	1211058	1.30	0	0.00	0.00		0		0	
	<b>TOTAL</b>	<b>42825919</b>	<b>46.12</b>	<b>6592850</b>	<b>15.39</b>	<b>7.10</b>	<b>0</b>	<b>0</b>	<b>0</b>	<b>0</b>	<b>0</b>

For Elecon Engineering Co. Ltd.

*Shubell*  
Company Secretary

## (I)(c)(i) Statement showing holding of securities (including shares, warrants, convertible securities) of persons belonging to the category "Public" and holding more than 1% of the total number of shares

Sr. No.	Name of the shareholder	Number of shares held	Shares as a percentage of total number of shares {i.e., Grand Total (A)+(B)+(C) indicated in Statement at para (I)(a) above}	Details of warrants		Details of convertible securities		Total shares (including underlying shares assuming full conversion of warrants and convertible securities) as a % of diluted share capital
				Number of warrants held	As a % total number of warrants of the same class	Number of convertible securities held	% w.r.t total number of convertible securities of the same class	
1	BIRLA SUN LIFE INS. CO LTD	2005552	2.16		0		0	
2	SBI MAGNUM MULTIPLIER PLUS	2374020	2.56		0		0	
3	UTI -ENERGY FUND	2900000	3.12		0		0	
4	SUNDARAM MUTUAL FUND A/C	1920882	2.07		0		0	
5	RELIANCE CAP TRUSTEE CO LTD	1500000	1.62		0		0	
6	ICICI PRUDENTIAL DISCOVERY FUND	3287788	3.54		0		0	
					0		0	
					0		0	
					0		0	
					0		0	
<b>TOTAL</b>		<b>13988242</b>	<b>15.06</b>	<b>0</b>	<b>0</b>	<b>0</b>	<b>0</b>	<b>0</b>


For Elecon Engineering Co. Ltd.


  
Company Secretary

**(I)(c)(ii) Statement showing holding of securities (including shares, warrants, convertible securities) of persons (together with PAC) belonging to the category "Public" and holding more than 5% of the total number of shares of the company**

Sr. No.	Name(s) of the shareholder(s) and the Persons Acting in Concert (PAC) with them	Number of shares	Shares as a percentage of total number of shares {i.e., Grand Total (A)+(B)+(C) indicated in Statement at para (I)(a) above}	Details of warrants		Details of convertible securities		Total shares (including underlying shares assuming full conversion of warrants and convertible securities) as a % of diluted share capital
				Number of warrants	As a % total number of warrants of the same class	Number of convertible securities held	% w.r.t total number of convertible securities of the same class	
1								
2								
3								
4								
5								
6								
7								
8								
9								
10								
<b>TOTAL</b>		<b>0</b>	<b>0.00</b>	<b>0</b>	<b>0</b>	<b>0</b>	<b>0</b>	<b>0</b>

**NOT APPLICABLE**

For Elecon Engineering Co. Ltd  
  
 Company Secretary

(I)(d) Statement showing details of locked-in shares

Sr. No.	Name of the shareholder	Number of locked-in shares	Locked-in shares as a percentage of total number of shares {i.e., Grand Total (A)+(B)+(C) indicated in Statement at para (I)(a) above}
1			
2			
3			
4			
5			
6			
7			
8			
9			
<b>TOTAL</b>		<b>0</b>	<b>0.00</b>

**NOT APPLICABLE**

Shree...  
Company Secretary



(II)(a) Statement showing details of Depository Receipts (DRs)

Sr. No.	Type of outstanding DR (ADRs, GDRs, SDRs, etc.)	Number of outstanding DRs	Number of shares underlying outstanding DRs	Shares underlying outstanding DRs as a percentage of total number of shares {i.e., Grand Total (A)+(B)+(C) indicated in Statement at para (I)(a) above}
1				
2				
3				
4				
5				
6				
7				
8				
9				
<b>TOTAL</b>		0	0	0.00

NOT APPLICABLE

For Elecon Engineering Co. Ltd.

*Shubly*  
Company Secretary

**(II)(b) Statement showing holding of Depository Receipts (DRs), where underlying shares held by "promoter/promoter group" are in excess of 1% of the total number of shares**

Sr. No.	Name of the DR Holder	Type of outstanding DR (ADRs, GDRs, SDRs, etc.)	Number of shares underlying outstanding DRs	Shares underlying outstanding DRs as a percentage of total number of shares {i.e., Grand Total (A)+(B)+(C) indicated in Statement at para (I)(a) above}
1				
2				
3				
4				
5				
6				
7				
8				
9				
<b>TOTAL</b>			<b>0</b>	<b>0.00</b>

**NOT APPLICABLE**

For Elecon Engineering Co. Ltd.

*Shreeff*  
Company Secretary