

April 5, 2013

To,

The Manager (Listing), The Bombay Stock Exchange Ltd. Mumbai	The Manager (Listing), National Stock Exchange of India Ltd. Mumbai
--	---

Dear Sir,

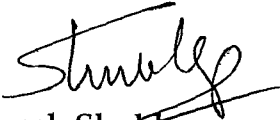
Sub: Clause 35 of the Listing Agreement

Pursuant to Clause 35 and other applicable clauses of the Listing Agreement, we enclose herewith Distribution Schedule for the quarter ended on March 31, 2013.

Kindly take the same on your record and acknowledge the receipt.


Thanking you,

Yours faithfully,
For Elecon Engineering Company Ltd.



Paresh Shukla
Company Secretary

Encl: a/a



Cranes




Rubber Industry



Marine Industry




Plastic Industry



Power Industry



Steel Industry



Sugar Industry



Mining



Cement Industry

Gearing industries. Gearing economies.

Introductory sub-table (I)(a)

Name of the Company: ELECON ENGINEERING COMPANY LTD.

Scrp Code, Name of the scrip, class of security: BSE :- 505700 NSE :- ELECON

Quarter ended: 31ST MARCH, 2013

Partly paid-up shares:-	No. of partly paid-up shares	As a % of total no. of partly paid-up shares	As a % of total no. of shares of the company
Held by promoter/promoter group	0	0	0
Held by public	0	0	0
Total	0	0	0


Outstanding convertible securities:-	No. of outstanding securities	As a % of total no. of outstanding convertible securities	As a % of total no. of shares of the company, assuming full conversion of the convertible securities
Held by promoter/promoter group	0	0	0
Held by public	0	0	0
Total	0	0	0

Warrants:-	No. of warrants	As a % of total no. of warrants	As a % of total no. of shares of the company, assuming full conversion of warrants
Held by promoter/promoter group	0	0	0
Held by public	0	0	0
Total	0	0	0

Total paid-up capital of the company, assuming full conversion of warrants and convertible securities	92861510	0	100
--	-----------------	----------	------------

For Elecon Engineering Co. Ltd.

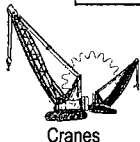
Shubal
Company Secretary



Gearing industries. Gearing economies.

Statement Showing Shareholding Pattern


Category code	Category of Shareholder	Number of Shareholders	Table (I)(a)		Total shareholding as a percentage of total number of shares		Shares Pledged or otherwise encumbered	
			Total number of shares	Number of shares held in dematerialized form	As a percentage of(A+B) ¹	As a percentage of (A+B+C)	Number of shares	As a percentage
(I)	(II)	(III)	(IV)	(V)	(VI)	(VII)	(VIII)	(IX)= (VIII)/(IV)* 100
(A)	Shareholding of Promoter and Promoter							
1	Indian							
(a)	Individuals/Hindu Undivided Family	4	2122999	2122999	2.29	2.29	0.00	0.00
(b)	Central Government/ State Government(s)				0.00	0.00	0.00	0.00
(c)	Bodies Corporate	8	40702920	40702920	43.83	43.83	6592850	16.20
(d)	Financial Institutions/ Banks	0.00	0.00	0.00	0.00	0.00	0.00	0.00
(e)	Any Others(Specify)	0.00	0.00	0.00	0.00	0.00	0.00	0.00
(e-i)		0.00	0.00	0.00	0.00	0.00	0.00	0.00
(e-ii)		0.00	0.00	0.00	0.00	0.00	0.00	0.00
	Sub Total(A)(1)	12	42825919	42825919	46.12	46.12	6592850	15.39
2	Foreign							
a	Individuals (Non-Residents Individuals/ Foreign Individuals)	0.00	0.00	0.00	0.00	0.00	0.00	0.00
b	Bodies Corporate	0.00	0.00	0.00	0.00	0.00	0.00	0.00
c	Institutions	0.00	0.00	0.00	0.00	0.00	0.00	0.00
d	Qualified Foreign Investor	0.00	0.00	0.00	0.00	0.00	0.00	0.00
e	Any Others(Specify)	0.00	0.00	0.00	0.00	0.00	0.00	0.00
e-i		0.00	0.00	0.00	0.00	0.00	0.00	0.00
e-ii								
	Sub Total(A)(2)	0.00	0.00	0.00	0.00	0.00	0.00	0.00
	Total Shareholding of Promoters and Promoter Group (A)= (A)(1)+(A)(2)	12	42825919	42825919	46.12	46.12	6592850	15.39
(B)	Public shareholding							
1	Institutions							
(a)	Mutual Funds	11	11615911	11615911	12.51	12.51	0.00	0.00
(b)	Financial Institutions / Banks/ UTI	9	86485	62545	0.09	0.09	0.00	0.00
(c)	Central Government/ State Government(s)	1	278648	278648	0.30	0.30	0.00	0.00
(d)	Venture Capital Funds	0.00	0.00	0.00	0.00	0.00	0.00	0.00
(e)	Insurance Companies	0.00	0.00	0.00	0.00	0.00	0.00	0.00
(f)	Foreign Institutional Investors	6	667252	667252	0.72	0.72	0.00	0.00
(g)	Foreign Venture Capital Investors	0.00	0.00	0.00	0.00	0.00	0.00	0.00
(h)	Qualified Foreign Investor	0.00	0.00	0.00	0.00	0.00	0.00	0.00
(i)	Any Other (specify)	0.00	0.00	0.00	0.00	0.00	0.00	0.00
(i-ii)		0.00	0.00	0.00	0.00	0.00	0.00	0.00
(i-ii)								
	Sub-Total (B)(1)	27	12648296	12624356	13.62	13.62	0.00	0.00
B 2	Non-institutions							



Cranes




Rubber Industry



Marine Industry



Plastic Industry



Power Industry



Steel Industry



Sugar Industry

For Elecon Engineering Co. Ltd.


Company Secretary

Gearing industries. Gearing economies.

	Sub-Total (B)(1)	27	12648296	12624356	13.62	13.62	0.00	0.00
B 2	Non-institutions							
(a)	Bodies Corporate	657	6211220	6179315	6.69	6.69	0.00	0.00
(b)	Individuals	0.00	0.00	0.00	0.00	0.00	0.00	0.00
	Individuals -i. Individual shareholders holding nominal share capital up to Rs 1 lakh							
I		52182	25143326	21978286	27.08	27.08	0.00	0.00
II	ii. Individual shareholders holding nominal share capital in excess of Rs. 1 lakh.	32	3901067	3719197	4.20	4.20	0.00	0.00
(c)	Qualified Foreign Investor				0.00	0.00	0.00	0.00
(d)	Any Other (specify)				0.00	0.00	0.00	0.00
(d-i)	HUF	300	430594	430594	0.46	0.46	0.00	0.00
(d-ii)	Clearing Members	147	252678	252678	0.27	0.27	0.00	0.00
(d-iii)	Non-Resident (Repatriable)	563	869539	869539	0.94	0.94	0.00	0.00
(d-iv)	Non-Resident (Non-Repatriable)	164	442402	442012	0.48	0.48	0.00	0.00
(d-v)	Trust	6	4000	4000	0.00	0.00	0.00	0.00
(d-vi)	Directors & Their Relatives	3	113236	113236	0.12	0.12	0.00	0.00
(d-vii)	Market Maker	20	19233	19233	0.02	0.02	0.00	0.00
	Sub-Total (B)(2)	54074	37387295	34008090	40.26	40.26	0.00	0.00
(B)	Total Public Shareholding (B)= (B)(1)+(B)(2)	54101	50035591	46632446	53.88	53.88	0.00	0.00
	TOTAL (A)+(B)	54113	92861510	89458365	100.00	100.00	0.00	0.00
(C)	Shares held by Custodians and against which Depository Receipts have been issued							
1	Promoter and Promoter Group	0.00	0.00	0.00	0.00	0.00	0.00	0.00
2	Public							
	Sub-Total (C)	0.00	0.00	0.00	0.00	0.00	0.00	0.00
	GRAND TOTAL (A)+(B)+(C)	54113.00	92861510	89458365	0.00	100.00	6592850	7.10

For Elecon Engineering Co. Ltd.

Shruti
Company Secretary



Cranes




Rubber Industry



Marine Industry




Plastic Industry



Power Industry



Steel Industry



Sugar Industry



Mining



Cement Industry

Gearing industries. Gearing economies.

Sr.No	Notes
1	
2	
3	
4	
5	
6	
7	
8	
9	

[Handwritten scribble]

M.A.

[Handwritten scribble]

For Elecon Engineering Co. Ltd.

[Handwritten Signature]
Company Secretary

(I)(b) Statement showing holding of securities (including shares, warrants, convertible securities) of persons belonging to the category "Promoter and Promoter Group"

Sr. No.	Name of the shareholder	Details of Shares held		Encumbered shares (*)			Details of warrants		Details of convertible securities		Total shares (including unissued shares assuming full conversion of warrants and convertible securities) as a % of diluted share capital
		Number of shares held	As a % of grand total (A)+(B)+(C)	No.	As a percentage	As a % of grand total (A)+(B)+(C) of sub-clause (I)(a)	Number of warrants held	As a % total number of warrants of the same class	Number of convertible securities held	As a % total number of convertible securities of the same class	
(I)	(II)	(III)	(IV)	(V)	(VI)=(V)/(III)*100	(VII)	(VIII)	(IX)	(X)	(XI)	(XII)
1	EMTICI ENGINEERING LIMITED	21647677	23.31	5085000	23.49	5.48			0		0
2	PRAYAS ENGINEERING LIMITED	10078471	10.85	1507850	14.96	1.62			0		0
3	POWER BUILD LIMITED	15960	0.02	0	0.00	0.00			0		0
4	BIPRA INVESTMENTS AND TRUSTS PRIVATE LTD.	1717280	1.85	0	0.00	0.00			0		0
5	DEVKISHAN INVESTMENTS PRIVATE LIMITED	453220	0.49	0	0.00	0.00			0		0
6	ELECON INFORMATION TECHNOLOGY LIMITED	250805	0.27	0	0.00	0.00			0		0
7	K B INVESTMENTS PRIVATE LIMITED	5691265	6.13	0	0.00	0.00			0		0
8	AKAAISH MECHATRONICS LIMITED	848242	0.91	0	0.00	0.00			0		0
9	TARUNA PATEL	143307	0.15	0	0.00	0.00			0		0
10	PRAYASVIN BHANUBHAI PATEL	405182	0.44	0	0.00	0.00			0		0
11	PRAYASVIN BHANUBHAI PATEL	99962	0.11	0	0.00	0.00			0		0
12	PRAYASVIN BHANUBHAI PATEL	36000	0.04	0	0.00	0.00			0		0
13	PRAYASVIN B. PATEL (On behalf of Bhanubhai I. Patel - HUF)	227490	0.24	0	0.00	0.00			0		0
14	TRUPTI PRADIP PATEL	1211058	1.30	0	0.00	0.00			0		0
TOTAL		42825919	46.12	6592850	15.39	7.10	0	0	0	0	0

For Elecon Engineering Co. Ltd.


Company Secretary

(I)(c)(i) Statement showing holding of securities (including shares, warrants, convertible securities) of persons belonging to the category "Public" and holding more than 1% of the total number of shares

Sr. No.	Name of the shareholder	Number of shares held	Shares as a percentage of total number of shares {i.e., Grand Total (A)+(B)+(C) indicated in Statement at para (I)(a) above}	Details of warrants		Details of convertible securities		Total shares (including underlying shares assuming full conversion of warrants and convertible securities) as a % of diluted share capital
				Number of warrants held	As a % total number of warrants of the same class	Number of convertible securities held	% w.r.t total number of convertible securities of the same class	
1	ICICI PRUDENNTIAL DISCOVERY	3287788	3.54		0		0	
2	UTI MASTER VALUE FUND	2900000	3.12		0		0	
3	BIRLA SUN LIFE INS. CO LTD	2005552	2.16		0		0	
4	SUNDARAM MUTUAL FUND A/C	1920882	2.07		0		0	
5	RELIANCE CAP TRUSTEE CO LTD	1500000	1.62		0		0	
6	SBI MAGNUM MIDCAP FUND	1334020	1.44		0		0	
TOTAL		12948242	13.94	0	0	0	0	0

For Elecon Engineering Co. Ltd.

Shivalp
Company Secretary

(I)(c)(ii) Statement showing holding of securities (including shares, warrants, convertible securities) of persons (together with PAC) belonging to the category "Public" and holding more than 5% of the total number of shares of the company

Sr. No.	Name(s) of the shareholder(s) and the Persons Acting in Concert (PAC) with them	Number of shares	Shares as a percentage of total number of shares {i.e., Grand Total (A)+(B)+(C) indicated in Statement at para (I)(a) above}	Details of warrants		Details of convertible securities		Total shares (including underlying shares assuming full conversion of warrants and convertible securities) as a % of diluted share capital
				Number of warrants	As a % total number of warrants of the same class	Number of convertible securities held	% w.r.t total number of convertible securities of the same class	
1								
2								
3								
4								
5								
6								
7								
8								
9								
10								
TOTAL		0	0.00	0	0	0	0	0

NOT APPLICABLE

For Elecon Engineering Co. Ltd.

Shweta
Company Secretary

(D)(d) Statement showing details of locked-in shares

Sr. No.	Name of the shareholder	Number of locked-in shares	Locked-in shares as a percentage of total number of shares {i.e., Grand Total (A)+(B)+(C) indicated in Statement at para (I)(a) above}
1			
2			
3			
4			
5			
6			
7			
8			
9			
TOTAL		0	0.00

NOT APPLICABLE


For Elecon Engineering Co. Ltd.


Company Secretary

(II)(a) Statement showing details of Depository Receipts (DRs)

Sr. No.	Type of outstanding DR (ADRs, GDRs, SDRs, etc.)	Number of outstanding DRs	Number of shares underlying outstanding DRs	Shares underlying outstanding DRs as a percentage of total number of shares {i.e., Grand Total (A)+(B)+(C) indicated in Statement at para (I)(a) above}
1				
2				
3				
4				
5				
6				
7				
8				
9				
TOTAL		0	0	0.00

NOT APPLICABLE

For Elecon Engineering Co. Ltd.

 Company Secretary

(II)(b) Statement showing holding of Depository Receipts (DRs), where underlying shares held by "promoter/promoter group" are in excess of 1% of the total number of shares

Sr. No.	Name of the DR Holder	Type of outstanding DR (ADRs, GDRs, SDRs, etc.)	Number of shares underlying outstanding DRs	Shares underlying outstanding DRs as a percentage of total number of shares {i.e., Grand Total (A)+(B)+(C) indicated in Statement at para (I)(a) above}
1				
2				
3				
4				
5				
6				
7				
8				
9				
TOTAL			0	0.00

NOT APPLICABLE

For Elecon Engineering Co. Ltd.

Sumit
Company Secretary