

July 9, 2013

To,

The Manager (Listing), The Bombay Stock Exchange Ltd. Mumbai	The Manager (Listing), National Stock Exchange of India Ltd. Mumbai
--	---

Dear Sir,

Sub: Clause 35 of the Listing Agreement

Pursuant to Clause 35 and other applicable clauses of the Listing Agreement, we enclose herewith Distribution Schedule for the quarter ended on June 30, 2013.

Kindly take the same on your record and acknowledge the receipt.

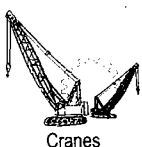
Thanking you,

Yours faithfully,
For Elecon Engineering Company Ltd.



Paresh Shukla
Company Secretary

Encl: a/a



Cranes




Rubber Industry



Marine Industry



Plastic Industry



Power Industry



Steel Industry



Sugar Industry



Mining



Cement Industry

Gearing industries. Gearing economies.

Introductory sub-table (I)(a)

Name of the Company: ELECON ENGINEERING COMPANY LTD.

Scrp Code, Name of the scrip, class of security: BSE :- 505700 NSE :- ELECON

Quarter ended: 30TH JUNE , 2013

Partly paid-up shares:-	No. of partly paid-up shares	As a % of total no. of partly paid-up shares	As a % of total no. of shares of the company
Held by promoter/promoter group	0	0	0
Held by public	0	0	0
Total	0	0	0


Outstanding convertible securities:-	No. of outstanding securities	As a % of total no. of outstanding convertible securities	As a % of total no. of shares of the company, assuming full conversion of the convertible securities
Held by promoter/promoter group	0	0	0
Held by public	0	0	0
Total	0	0	0

Warrants:-	No. of warrants	As a % of total no. of warrants	As a % of total no. of shares of the company, assuming full conversion of warrants
Held by promoter/promoter group	0	0	0
Held by public	0	0	0
Total	0	0	0

Total paid-up capital of the company, assuming full conversion of warrants and convertible securities	108935843	0	100
--	------------------	----------	------------

For Elecon Engineering Co. Ltd.

Shubh
Company Secretary



Cranes




Rubber Industry



Marine Industry



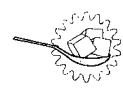
Plastic Industry



Power Industry



Steel Industry



Sugar Industry



Mining



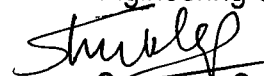
Cement Industry

Gearing industries. Gearing economies.

Statement Showing Shareholding Pattern


Category code	Category of Shareholder	Number of Shareholders	Table (I)(a)		Total shareholding as a percentage of total number of shares		Shares Pledged or otherwise encumbered	
			Total number of shares	Number of shares held in dematerialized form	As a percentage of (A+B) ¹	As a percentage of (A+B+C)	Number of shares	As a percentage
			(IV)	(V)	(VI)	(VII)	(VIII)	(IX)= (VIII)/(IV)* 100
(I)	(II)	(III)	(IV)	(V)	(VI)	(VII)	(VIII)	(IX)= (VIII)/(IV)* 100
(A)	Shareholding of Promoter and							
1	Indian							
(a)	Individuals/ Hindu Undivided Family	8	3176874	2975976	2.92	2.92	0.00	0.00
(b)	Central Government/ State Government(s)				0.00	0.00	0.00	0.00
(c)	Bodies Corporate	11	58165553	58165553	53.39	53.39	7843850	13.49
(d)	Financial Institutions/ Banks	0.00	0.00	0.00	0.00	0.00	0.00	0.00
(e)	Any Others(Specify)	0.00	0.00	0.00	0.00	0.00	0.00	0.00
(e-i)	Trust	1.00	928492	0	0.85	0.85	0.00	0.00
(e-ii)		0.00	0.00	0.00	0.00	0.00	0.00	0.00
	Sub Total(A)(1)	20	62270919	61141529	57.16	57.16	7843850	12.60
2	Foreign							
a	Individuals (Non-Residents Individuals/ Foreign Individuals)	0.00	0.00	0.00	0.00	0.00	0.00	0.00
b	Bodies Corporate	0.00	0.00	0.00	0.00	0.00	0.00	0.00
c	Institutions	0.00	0.00	0.00	0.00	0.00	0.00	0.00
d	Qualified Foreign Investor	0.00	0.00	0.00	0.00	0.00	0.00	0.00
e	Any Others(Specify)	0.00	0.00	0.00	0.00	0.00	0.00	0.00
e-i		0.00	0.00	0.00	0.00	0.00	0.00	0.00
e-ii								
	Sub Total(A)(2)	0.00	0.00	0.00	0.00	0.00	0.00	0.00
	Total Shareholding of Promoter and	20	62270919	61141529	57.16	57.16	7843850	12.60
(B)	Public shareholding							
1	Institutions							
(a)	Mutual Funds/ UTI	8	10108670	10108670	9.28	9.28	0.00	0.00
(b)	Financial Institutions / Banks	9	91266	67326	0.08	0.08	0.00	0.00
(c)	Central Government/ State Government(s)	1	278648	278648	0.26	0.26	0.00	0.00
(d)	Venture Capital Funds	0.00	0.00	0.00	0.00	0.00	0.00	0.00
(e)	Insurance Companies	0.00	0.00	0.00	0.00	0.00	0.00	0.00
(f)	Foreign Institutional Investors	6	386762	386762	0.36	0.36	0.00	0.00
(g)	Foreign Venture Capital Investors	0.00	0.00	0.00	0.00	0.00	0.00	0.00
(h)	Qualified Foreign Investor	0.00	0.00	0.00	0.00	0.00	0.00	0.00
(i)	Any Other (specify)	0.00	0.00	0.00	0.00	0.00	0.00	0.00
(i-ii)		0.00	0.00	0.00	0.00	0.00	0.00	0.00
(i-ii)								
	Sub-Total (B)(1)	24	10865346	10841406	9.97	9.97	0.00	0.00

For Elecon Engineering Co. Ltd.


 Company Secretary


B 2	Non-institutions							
(a)	Bodies Corporate	658	4949983	4918078	4.54	4.54	0.00	0.00
(b)	Individuals	0	0	0	0.00	0.00	0.00	0.00
I	Individuals -i. Individual shareholders holding nominal share capital up to Rs 1 lakh							
II	ii. Individual shareholders holding nominal share capital in excess of Rs. 1 lakh.	51617	25327040	22202995	23.25	23.25	0.00	0.00
(c)	Qualified Foreign Investor	27	3459771	3277901	3.18	3.18	0.00	0.00
(d)	Any Other (specify)				0.00	0.00	0.00	0.00
(d-i)	HUF				0.00	0.00	0.00	0.00
(d-ii)	Clearing Members	286	419124	419124	0.38	0.38	0.00	0.00
(d-iii)	Non-Resident (Repatriable)	154	209665	209665	0.19	0.19	0.00	0.00
(d-iv)	Non-Resident (Non-Repatriable)	550	853382	853382	0.78	0.78	0.00	0.00
(d-v)	Trust	164	445252	444862	0.41	0.41	0.00	0.00
(d-vi)	Directors & Their Relatives	6	4000	4000	0.00	0.00	0.00	0.00
(d-vii)	Market Maker	3	113236	113236	0.10	0.10	0.00	0.00
		19	18125	18125	0.02	0.02	0.00	0.00
	Sub-Total (B)(2)	53484	35799578	32461368	32.86	32.86	0.00	0.00
(B)	Total Public Shareholding (B)= (B)(1)+(B)(2)	53508	46664924	43302774	42.84	42.84	0.00	0.00
	TOTAL (A)+(B)	53528	108935843	104444303	100.00	100.00	0.00	0.00
(C)	Shares held by Custodians and against which Depository Receipts have been issued							
1	Promoter and Promoter Group	0.00	0.00	0.00	0.00	0.00	0.00	0.00
2	Public							
	Sub-Total (C)	0.00	0.00	0.00	0.00	0.00	0.00	0.00
	GRAND TOTAL (A)+(B)+(C)	53528	108935843	104444303	0.00	100.00	7843850	7.20

For Elecon Engineering Co. Ltd.



 Company Secretary

Sr.No	Notes
1	
2	
3	
4	
5	M.A.
6	
7	
8	
9	

For Elecon Engineering Co. Ltd.

Company Secretary

(I)(b) Statement showing holding of securities (including shares, warrants, convertible securities) of persons belonging to the category "Promoter and Promoter Group"

Sr. No.	Name of the shareholder	Details of Shares held		Encumbered shares (*)			Details of warrants		Details of convertible securities		Total shares (including unvested shares assuming full conversion of warrants and convertible securities) as a % of diluted share capital
		Number of shares held	As a % of grand total (A)+(B)+(C)	No.	As a percentage	As a % of grand total (A)+(B)+(C) of sub-clause (I)(a)	Number of warrants held	As a % total number of warrants of the same class	Number of convertible securities held	As a % total number of convertible securities of the same class	
(i)	(ii)	(iii)	(iv)	(v)	(vi)=(v)/(iii)*100	(vii)	(viii)	(ix)	(x)	(xi)	(xii)
1	EMTIC ENGINEERING LIMITED	25775669	23.66	6336000	24.53	5.82		0		0	
2	PRAVAS ENGINEERING LIMITED	11166394	10.25	1507850	13.50	1.38		0		0	
3	POWER BUILD LIMITED	15960	0.01	0	0.00	0.00		0		0	
4	BIPRA INVESTMENTS AND TRUSTS PRIVATE LTD.	5876621	5.39	0	0.00	0.00		0		0	
5	DEVKISHAN INVESTMENTS PRIVATE LIMITED	1195779	1.10	0	0.00	0.00		0		0	
6	ELECON INFORMATION TECHNOLOGY LIMITED	1946624	1.79	0	0.00	0.00		0		0	
7	K B INVESTMENTS PRIVATE LIMITED	10071080	9.24	0	0.00	0.00		0		0	
8	AKAASH MECHATRONICS LIMITED	1786187	1.64	0	0.00	0.00		0		0	
9	SPECIALITY WOODPACK PRIVATE LIMITED	160597	0.15	0	0.00	0.00		0		0	
10	WIZARD FINCAP LIMITED	160597	0.15	0	0.00	0.00		0		0	
11	JAMKO CONSULTANTS PRIVATE LIMITED	10045	0.01	0	0.00	0.00		0		0	
12	PRAVASVIN BHANUBHAI PATEL	99962	0.09	0	0.00	0.00		0		0	
13	PRAVASVIN BHANUBHAI PATEL	36000	0.03	0	0.00	0.00		0		0	
14	PRAVASVIN BHANUBHAI PATEL	1190407	1.09	0	0.00	0.00		0		0	
15	PRAVASVIN B. PATEL (On behalf of Bhanubhai I. Patel -HUF)	227490	0.21	0	0.00	0.00		0		0	
16	TARUNA PATEL	161682	0.15	0	0.00	0.00		0		0	
17	TRUPTI PRADIP PATEL	1431058	1.31	0	0.00	0.00		0		0	
18	MS AAKANKSHA P. PATEL	15067	0.01	0	0.00	0.00		0		0	
19	MS AISHWARYA P. PATEL	15067	0.01	0	0.00	0.00		0		0	
20	SMT KANISHA A. PATEL	122	0.00	0	0.00	0.00		0		0	
21	MINITA M DALAL(C/O S.I.PATEL TRUST)	928492	0.85	0	0.00	0.00		0		0	
22	SUDHA DESAI	19	0.00	0	0.00	0.00		0		0	
	TOTAL	62270919	57.16	7843850	12.60	7.20		0		0	

(*) The term "encumbrance" has the same meaning as assigned to it in regulation 28(3) of the SAST Regulations, 2011.

For Elecon Engineering Co. Ltd.

Shubh
Company Secretary

(I)(c)(i) Statement showing holding of securities (including shares, warrants, convertible securities) of persons belonging to the category “Public” and holding more than 1% of the total number of shares

Sr. No.	Name of the shareholder	Number of shares held	Shares as a percentage of total number of shares {i.e., Grand Total (A)+(B)+(C) indicated in Statement at para (I)(a) above}	Details of warrants		Details of convertible securities		Total shares (including underlying shares assuming full conversion of warrants and convertible securities) as a % of diluted share capital
				Number of warrants held	As a % total number of warrants of the same class	Number of convertible securities held	% w.r.t total number of convertible securities of the same class	
1	ICICI PRUDENNTIAL DISCOVERY	3787788	3.48		0		0	
2	UTI ENERGY FUND	2900000	2.66		0		0	
3	SUNDARAM MUTUAL FUND A/C	1920882	1.76		0		0	
4	RELIANCE CAP TRUSTEE CO LTD	1500000	1.38		0		0	
	FUND				0		0	
					0		0	
					0		0	
					0		0	
					0		0	
					0		0	
					0		0	
TOTAL		10108670	9.28	0	0	0	0	0

For Elecon Engineering Co. Ltd.


Company Secretary

(D)(c)(ii) Statement showing holding of securities (including shares, warrants, convertible securities) of persons (together with PAC) belonging to the category "Public" and holding more than 5% of the total number of shares of the company

Sr. No.	Name(s) of the shareholder(s) and the Persons Acting in Concert (PAC) with them	Number of shares	Shares as a percentage of total number of shares {i.e., Grand Total (A)+(B)+(C) indicated in Statement at para (I)(a) above}	Details of warrants		Details of convertible securities		Total shares (including underlying shares assuming full conversion of warrants and convertible securities) as a % of diluted share capital
				Number of warrants	As a % total number of warrants of the same class	Number of convertible securities held	% w.r.t total number of convertible securities of the same class	
1								
2								
3								
4								
5								
6								
7								
8								
9								
10								
TOTAL		0	0.00	0	0	0	0	0

NOT APPLICABLE

For Elecon Engineering Co. Ltd.

Shree
Company Secretary

(I)(d) Statement showing details of locked-in shares

Sr. No.	Name of the shareholder	Number of locked-in shares	Locked-in shares as a percentage of total number of shares {i.e., Grand Total (A)+(B)+(C) indicated in Statement at para (I)(a) above}
1			
2			
3			
4			
5			
6			
7			
8			
9			
TOTAL		0	0.00

NOT APPLICABLE

For Elecon Engineering Co. Ltd.

Stumbley
 Company Secretary

(II)(a) Statement showing details of Depository Receipts (DRs)

Sr. No.	Type of outstanding DR (ADRs, GDRs, SDRs, etc.)	Number of outstanding DRs	Number of shares underlying outstanding DRs	Shares underlying outstanding DRs as a percentage of total number of shares {i.e., Grand Total (A)+(B)+(C) indicated in Statement at para (I)(a) above}
1				
2				
3				
4				
5				
6				
7				
8				
9				
TOTAL		0	0	0.00

NOT APPLICABLE

For Elecon Engineering Co. Ltd.

Shree
Company Secretary

(II)(b) Statement showing holding of Depository Receipts (DRs), where underlying shares held by "promoter/promoter group" are in excess of 1% of the total number of shares

Sr. No.	Name of the DR Holder	Type of outstanding DR (ADRs, GDRs, SDRs, etc.)	Number of shares underlying outstanding DRs	Shares underlying outstanding DRs as a percentage of total number of shares {i.e., Grand Total (A)+(B)+(C) indicated in Statement at para (I)(a) above}
1				
2				
3				
4				
5				
6				
7				
8				
9				
TOTAL			0	0.00

NOT APPLICABLE

For Elecon Engineering Co. Ltd.

Strudger
Company Secretary