

October 7, 2013

To,

The Manager (Listing), The Bombay Stock Exchange Ltd. Mumbai	The Manager (Listing), National Stock Exchange of India Ltd. Mumbai
--	---

Dear Sir,

Sub: Clause 35 of the Listing Agreement

Pursuant to Clause 35 and other applicable clauses of the Listing Agreement, we enclose herewith Distribution Schedule for the quarter ended on September 30, 2013.


Kindly take the same on your record and acknowledge the receipt.

Thanking you,

Yours faithfully,
For Elecon Engineering Company Ltd.


Paresh Shukla
Company Secretary


Encl: a/a



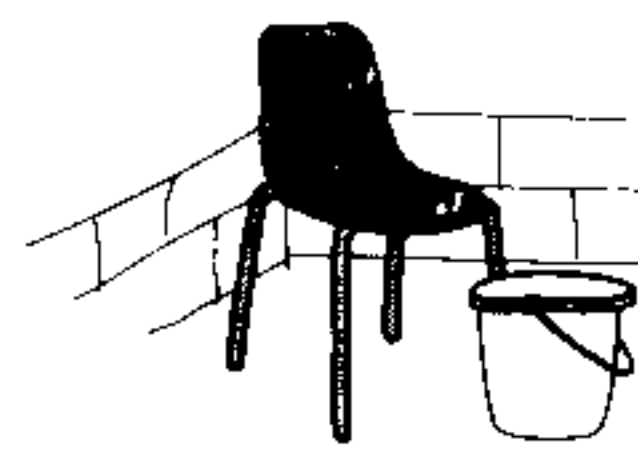
Cranes




Rubber Industry




Marine Industry



Plastic Industry



Power Industry



Steel Industry



Sugar Industry



Mining



Cement Industry

Gearing industries. Gearing economies.


Introductory sub-table (I)(a)

Name of the Company: ELECON ENGINEERING COMPANY LTD.

Scrip Code, Name of the scrip, class of security: BSE :- 505700 NSE :- ELECON

Quarter ended: 30TH SEPTEMBER, 2013			
Partly paid-up shares:-	No. of partly paid-up shares	As a % of total no. of partly paid-up shares	As a % of total no. of shares of the company
Held by promoter/promoter group	0	0	0
Held by public	0	0	0
Total	0	0	0
Outstanding convertible securities:-	No. of outstanding securities	As a % of total no. of outstanding convertible securities	As a % of total no. of shares of the company, assuming full conversion of the convertible securities
Held by promoter/promoter group	0	0	0
Held by public	0	0	0
Total	0	0	0
Warrants:-	No. of warrants	As a % of total no. of warrants	As a % of total no. of shares of the company, assuming full conversion of warrants
Held by promoter/promoter group	0	0	0
Held by public	0	0	0
Total	0	0	0
Total paid-up capital of the company, assuming full conversion of warrants and convertible securities	108935843	0	100


For Elecon Engineering Co. Ltd.


 Company Secretary


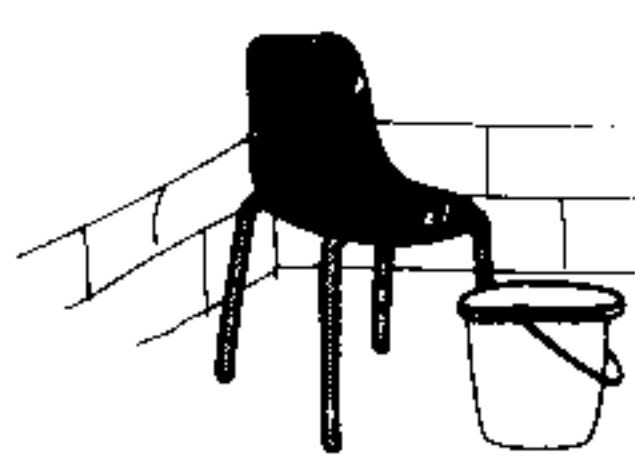
Cranes




Rubber Industry




Marine Industry



Plastic Industry




Power Industry



Steel Industry



Sugar Industry



Mining



Cement Industry

Gearing industries. Gearing economies.

Statement Showing Shareholding Pattern

Category code	Category of Shareholder	Number of Shareholders	Table (I)(a)		Total shareholding as a percentage of total number of shares		Shares Pledged or otherwise encumbered	
			Total number of shares	Number of shares held in dematerialized form	As a percentage of (A+B) ¹	As a percentage of (A+B+C)	Number of shares	As a percentage
(I)	(II)	(III)	(IV)	(V)	(VI)	(VII)	(VIII)	(IX)
(A)	Shareholding of Promoter and							
1	Indian							
(a)	Individuals/ Hindu Undivided Family	7	3176874	3146618	2.92	2.92	0.00	0.00
(b)	Central Government/ State Government(s)				0.00	0.00	0.00	0.00
(c)	Bodies Corporate	11	58165553	57994911	53.39	53.39	7843850	13.49
(d)	Financial Institutions/ Banks	0	0.00	0.00	0.00	0.00	0.00	0.00
(e)	Any Others(Specify)	0	0.00	0.00	0.00	0.00	0.00	0.00
(e-i)	Trust	1	928492	0	0.85	0.85	0.00	0.00
(e-ii)		0	0.00	0.00	0.00	0.00	0.00	0.00
	Sub Total(A)(1)	19	62270919	61141529	57.16	57.16	7843850	12.60
2	Foreign							
a	Individuals (Non-Residents Individuals/ Foreign Individuals)	0.00	0.00	0.00	0.00	0.00	0.00	0.00
b	Bodies Corporate	0.00	0.00	0.00	0.00	0.00	0.00	0.00
c	Institutions	0.00	0.00	0.00	0.00	0.00	0.00	0.00
d	Qualified Foreign Investor	0.00	0.00	0.00	0.00	0.00	0.00	0.00
e	Any Others(Specify)	0.00	0.00	0.00	0.00	0.00	0.00	0.00
e-i		0.00	0.00	0.00	0.00	0.00	0.00	0.00
e-ii								
	Sub Total(A)(2)	0.00	0.00	0.00	0.00	0.00	0.00	0.00
	Total Shareholding of Promoter and	19	62270919	61141529	57.16	57.16	7843850	12.60
(B)	Public shareholding							
1	Institutions							
(a)	Mutual Funds/ UTI	9	9571169	9571169	8.79	8.79	0.00	0.00
(b)	Financial Institutions / Banks	9	102119	78179	0.09	0.09	0.00	0.00
©	Central Government/ State Government(s)	1	278648	278648	0.26	0.26	0.00	0.00
(d)	Venture Capital Funds	0.00	0.00	0.00	0.00	0.00	0.00	0.00
(e)	Insurance Companies	0.00	0.00	0.00	0.00	0.00	0.00	0.00
(f)	Foreign Institutional Investors	4	938000	938000	0.86	0.86	0.00	0.00
(g)	Foreign Venture Capital Investors	0.00	0.00	0.00	0.00	0.00	0.00	0.00
(h)	Qualified Foreign Investor	0.00	0.00	0.00	0.00	0.00	0.00	0.00
(i)	Any Other (specify)	0.00	0.00	0.00	0.00	0.00	0.00	0.00
(i-ii)		0.00	0.00	0.00	0.00	0.00	0.00	0.00
(i-ii)								
	Sub-Total (B)(1)	23	10889936	10865996	10.00	10.00	0.00	0.00

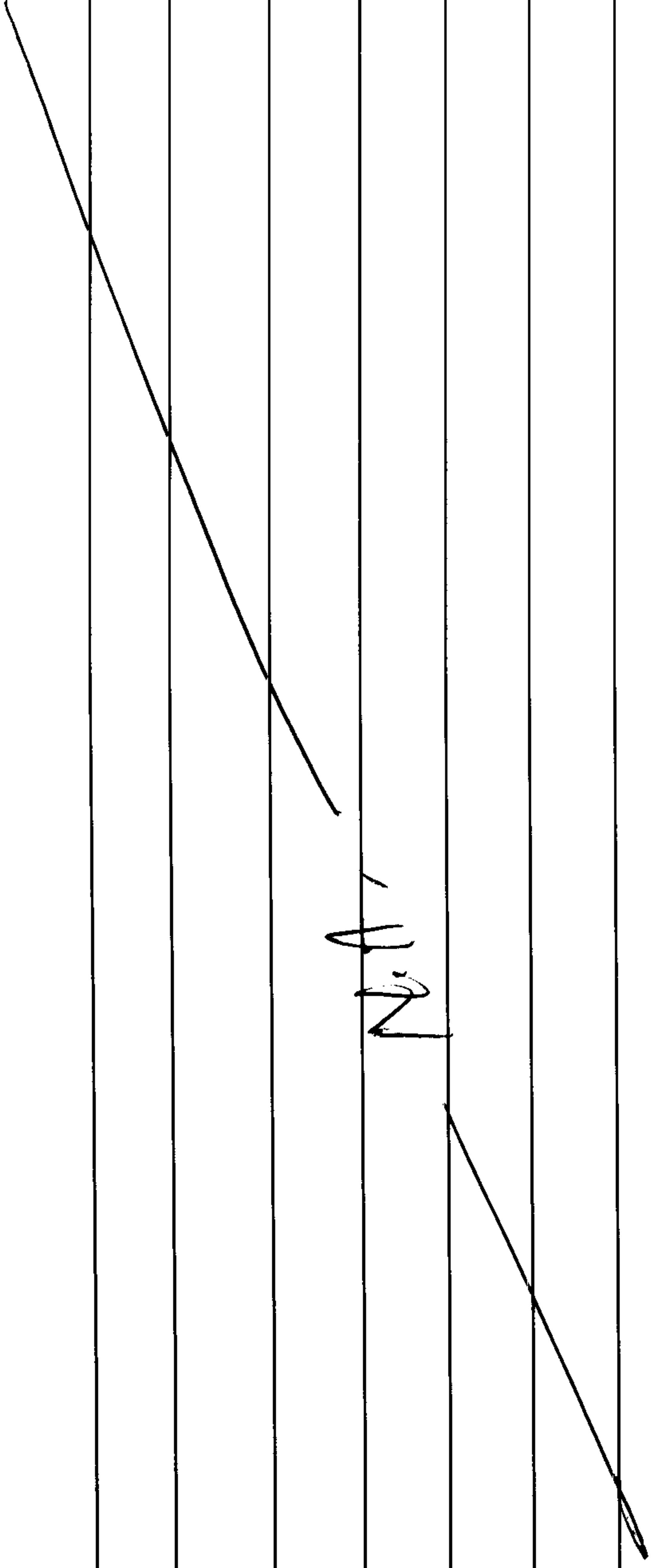
For Elecon Engineering Co. Ltd.


 Company Secretary

B 2	Non-institutions							
(a)	Bodies Corporate	631	4140151	4108246	3.80	3.80	0.00	0.00
(b)	Individuals	0	0	0	0.00	0.00	0.00	0.00
I	Individuals -i. Individual shareholders holding nominal share capital up to Rs 1 lakh	51110	25723208	22619543	23.61	23.61	0.00	0.00
II	ii. Individual shareholders holding nominal share capital in excess of Rs. 1 lakh.	29	3655688	3473818	3.36	3.36	0.00	0.00
(c)	Qualified Foreign Investor				0.00	0.00	0.00	0.00
(d)	Any Other (specify)				0.00	0.00	0.00	0.00
(d-i)	HUF	282	421659	421659	0.39	0.39	0.00	0.00
(d-ii)	Clearing Members	246	358439	358439	0.33	0.33	0.00	0.00
(d-iii)	Non-Resident (Repatriable)	543	875434	875434	0.80	0.80	0.00	0.00
(d-iv)	Non-Resident (Non-Repatriable)	162	469524	469134	0.43	0.43	0.00	0.00
(d-v)	Trust	6	4000	4000	0.00	0.00	0.00	0.00
(d-vi)	Directors & Their Relatives	3	113236	113236	0.10	0.10	0.00	0.00
(d-vii)	Market Maker	18	13649	13649	0.01	0.01	0.00	0.00
	Sub-Total (B)(2)	53030	35774988	32457158	32.84	32.84	0.00	0.00
(B)	Total Public Shareholding (B)= (B)(1)+(B)(2)	53053	46664924	43323154	42.84	42.84	0.00	0.00
	TOTAL (A)+(B)	53072	108935843	104464683	100.00	100.00	0.00	0.00
(C)	Shares held by Custodians and against which Depository Receipts have been issued							
1	Promoter and Promoter Group	0.00	0.00	0.00	0.00	0.00	0.00	0.00
2	Public							
	Sub-Total (C)	0.00	0.00	0.00	0.00	0.00	0.00	0.00
	GRAND TOTAL (A)+(B)+(C)	53072	108935843	104464683	0.00	100.00	7843850	7.20

For Elecon Engineering Co. Ltd.


 Company Secretary

Sr.No	Notes
1	
2	
3	
4	
5	
6	
7	
8	
9	

Nil

For Elecon Engineering Co. Ltd.

Shubh
Company Secretary



(1)(b) Statement showing holding of securities (including shares, warrants, convertible securities) of persons belonging to the category "Promoter and Promoter Group"

Sr. No.	Name of the shareholder	Details of Shares held		Encumbered shares (*)			Details of warrants		Details of convertible securities		Total shares (including underlying shares assuming full conversion of warrants) convertible securities as a % of diluted share capital (XII)
		Number of shares held	As a % of grand total (A)+(B)+(C)	No.	As a percentage (VI)=(V)/(III)*100	As a % of grand total (A)+(B)+(C) of sub-clause (1)(a)	Number of warrants held	As a % total number of warrants of the same class (IX)	Number of convertible securities held	As a % total number of convertible securities of the same class (XI)	
		(III)	(IV)	(V)	(VI)	(VII)	(VIII)	(IX)	(X)	(XI)	(XII)
1	EMTICI ENGINEERING LIMITED	25775669	23.66	6336000	24.58	5.82	0	0	0	0	0
2	PRAYAS ENGINEERING LIMITED	11166394	10.25	1507850	13.50	1.38	0	0	0	0	0
3	POWER BUILD LIMITED	15960	0.01	0	0.00	0.00	0	0	0	0	0
4	BIPRA INVESTMENTS AND TRUSTS PRIVATE LTD.	5876621	5.39	0	0.00	0.00	0	0	0	0	0
5	DEVKISHAN INVESTMENTS PRIVATE LIMITED	1195779	1.10	0	0.00	0.00	0	0	0	0	0
6	ELECON INFORMATION TECHNOLOGY LIMITED	1946624	1.79	0	0.00	0.00	0	0	0	0	0
7	K B INVESTMENTS PRIVATE LIMITED	10071080	9.24	0	0.00	0.00	0	0	0	0	0
8	AKAASH MECHATRONICS LIMITED	1786187	1.64	0	0.00	0.00	0	0	0	0	0
9	SPECIALITY WOODPACK PRIVATE LIMITED	160597	0.15	0	0.00	0.00	0	0	0	0	0
10	WIZARD FINCAP LIMITED	160597	0.15	0	0.00	0.00	0	0	0	0	0
11	JAMKO CONSULTANTS PRIVATE LIMITED	10045	0.01	0	0.00	0.00	0	0	0	0	0
12	PRAYASVIN BHANUBHAI PATEL	99962	0.09	0	0.00	0.00	0	0	0	0	0
13	PRAYASVIN BHANUBHAI PATEL/TARUNA P. PATEL	36019	0.03	0	0.00	0.00	0	0	0	0	0
14	PRAYASVIN BHANUBHAI PATEL	1190407	1.09	0	0.00	0.00	0	0	0	0	0
15	PRAYASVIN B. PATEL (On behalf of Bhanubhai I. Patel -HUF)	227490	0.21	0	0.00	0.00	0	0	0	0	0
16	TARUNA PATEL	161682	0.15	0	0.00	0.00	0	0	0	0	0
17	TRUPTI PRADIP PATEL	1431058	1.31	0	0.00	0.00	0	0	0	0	0
18	MS AAKANKSHA P. PATEL	15067	0.01	0	0.00	0.00	0	0	0	0	0
19	MS AISHWARYA P. PATEL	15067	0.01	0	0.00	0.00	0	0	0	0	0
20	SMT KANISHA A. PATEL	122	0.00	0	0.00	0.00	0	0	0	0	0
21	MINITA M DALAL(C/O S.I.PATEL TRUST)	928492	0.85	0	0.00	0.00	0	0	0	0	0
	TOTAL	62270919	57.16	7843850	12.60	7.20	0	0	0	0	0

(*) The term "encumbrance" has the same meaning as assigned to it in regulation 28(3) of the SAST Regulations, 2011.


For Elecon Engineering Co. Ltd.

Shraddha
Company Secretary

(D)(c)(i) Statement showing holding of securities (including shares, warrants, convertible securities) of persons belonging to the category "Public" and holding more than 1% of the total number of shares

Sr. No.	Name of the shareholder	Number of shares held	Shares as a percentage of total number of shares {i.e., Grand Total (A)+(B)+(C) indicated in Statement at para (I)(a) above}	Details of warrants		Details of convertible securities		Total shares (including underlying shares assuming full conversion of warrants and convertible securities) as a % of diluted share capital
				Number of warrants held	As a % total number of warrants of the same class	Number of convertible securities held	% w.r.t total number of convertible securities of the same class	
1	ICICI PRUDENTIAL CHILD CARE P	3297134	3.03	0	0	0	0	
2	UTI ENERGY FUND	2900000	2.66	0	0	0	0	
3	SUNDARAM MUTUAL FUND A/C	1872535	1.72	0	0	0	0	
4	RELIANCE CAP TRUSTEE CO LTD	1500000	1.38	0	0	0	0	
	FUND			0	0	0	0	
				0	0	0	0	
				0	0	0	0	
				0	0	0	0	
				0	0	0	0	
				0	0	0	0	
				0	0	0	0	
				0	0	0	0	
				0	0	0	0	
				0	0	0	0	
				0	0	0	0	
TOTAL		9569669	8.78	0	0	0	0	0

For Elecon Engineering Co. Ltd.


 Company Secretary

(D)(c)(ii) Statement showing holding of securities (including shares, warrants, convertible securities) of persons (together with PAC) belonging to the category "Public" and holding more than 5% of the total number of shares of the company

Sr. No.	Name(s) of the shareholder(s) and the Persons Acting in Concert (PAC) with them	Number of shares	Shares as a percentage of total number of shares {i.e., Grand Total (A)+(B)+(C) indicated in Statement at para (D)(a) above}	Details of warrants		Details of convertible securities		Total shares (including underlying shares assuming full conversion of warrants and convertible securities) as a % of diluted share capital
				Number of warrants	As a % total number of warrants of the same class	Number of convertible securities held	% w.r.t total number of convertible securities of the same class	
1								
2								
3								
4								
5								
6								
7								
8								
9								
10								
TOTAL		0	0.00	0	0	0	0	0

NOT APPLICABLE

For Elecon Engineering Co. Ltd.



Company Secretary

(I)(d) Statement showing details of locked-in shares

Sr. No.	Name of the shareholder	Number of locked-in shares	Locked-in shares as a percentage of total number of shares {i.e., Grand Total (A)+(B)+(C) indicated in Statement at para (I)(a) above}
1			
2			
3			
4			
5			
6			
7			
8			
9			
TOTAL		0	0.00

NOT APPLICABLE

For Elecon Engineering Co. Ltd.

Shahul

Company Secretary

(II)(a) Statement showing details of Depository Receipts (DRs)

Sr. No.	Type of outstanding DR (ADRs, GDRs, SDRs, etc.)	Number of outstanding DRs	Number of shares underlying outstanding DRs	Shares underlying outstanding DRs as a percentage of total number of shares {i.e., Grand Total (A)+(B)+(C) indicated in Statement at para (I)(a) above}
1				
2				
3				
4				
5				
6				
7				
8				
9				
TOTAL		0	0	0.00

NOT APPLICABLE

For Elecon Engineering Co. Ltd.

Shivell
Company Secretary

(II)(b) Statement showing holding of Depository Receipts (DRs), where underlying shares held by "promoter/promoter group" are in excess of 1% of the total number of shares

Sr. No.	Name of the DR Holder	Type of outstanding DR (ADRs, GDRs, SDRs, etc.)	Number of shares underlying outstanding DRs	Shares underlying outstanding DRs as a percentage of total number of shares {i.e., Grand Total (A)+(B)+(C) indicated in Statement at para (I)(a) above}
1				
2				
3				
4				
5				
6				
7				
8				
9				
		Total shares (including		
			0	0.00
TOTAL				

NOT APPLICABLE

For Elecon Engineering Co. Ltd.

Shubodh
 Director