

April 8, 2014

To,

The Manager (Listing), The Bombay Stock Exchange Ltd. Mumbai	The Manager (Listing), National Stock Exchange of India Ltd. Mumbai
--	---

Dear Sir,


**Sub: Clause 35 of the Listing Agreement**

Pursuant to Clause 35 and other applicable clauses of the Listing Agreement, we enclose herewith Distribution Schedule for the quarter ended on March 31, 2014.

Kindly take the same on your record and acknowledge the receipt.

Thanking you,

Yours faithfully,  
**For Elecon Engineering Company Ltd.**

  
**Paresh Shukla**  
Company Secretary

Encl: a/a



Cranes



Rubber Industry



Marine Industry



Plastic Industry



Power Industry



Steel Industry



Sugar Industry



Mining



Cement Industry

**Gearing industries. Gearing economies.**

CIN L29259GJ1960PLC001082

Introductory sub-table (I)(a)

Name of the Company: ELECON ENGINEERING COMPANY LTD.

Scrip Code, Name of the scrip, class of security: BSE :- 505700 NSE :- ELECON


Quarter ended: 31ST MARCH, 2014			
Partly paid-up shares:-	No. of partly paid-up shares	As a % of total no. of partly paid-up shares	As a % of total no. of shares of the company
Held by promoter/promoter group	0	0	0
Held by public	0	0	0
<b>Total</b>	<b>0</b>	<b>0</b>	<b>0</b>

Outstanding convertible securities:-	No. of outstanding securities	As a % of total no. of outstanding convertible securities	As a % of total no. of shares of the company, assuming full conversion of the convertible securities
Held by promoter/promoter group	0	0	0
Held by public	0	0	0
<b>Total</b>	<b>0</b>	<b>0</b>	<b>0</b>

Warrants:-	No. of warrants	As a % of total no. of warrants	As a % of total no. of shares of the company, assuming full conversion of warrants
Held by promoter/promoter group	0	0	0
Held by public	0	0	0
<b>Total</b>	<b>0</b>	<b>0</b>	<b>0</b>

<b>Total paid-up capital of the company, assuming full conversion of warrants and convertible securities</b>	<b>108935843</b>	<b>0</b>	<b>100</b>
--	------------------	----------	------------

For Elecon Engineering Co. Ltd.

  
 Company Secretary


Cranes



Rubber Industry



Marine Industry



Plastic Industry



Power Industry



Steel Industry



Sugar Industry



Mining



Cement Industry

**Gearing industries. Gearing economies.**

**Statement Showing Shareholding Pattern**

Category code	Category of Shareholder	Number of Shareholders	Table (I)(a)		Total shareholding as a percentage of total number of shares		Shares Pledged or otherwise encumbered	
			Total number of shares	Number of shares held in dematerialized form	As a percentage of (A+B) <sup>1</sup>	As a percentage of (A+B+C)	Number of shares	As a percentage
			(IV)	(V)	(VI)	(VII)	(VIII)	(IX)= (VIII)/(IV) 100
(I)	(II)	(III)	(IV)	(V)	(VI)	(VII)	(VIII)	(IX)= (VIII)/(IV) 100
<b>(A)</b>	<b>Shareholding of Promoter and</b>							
<b>1</b>	<b>Indian</b>							
(a)	Individuals/ Hindu Undivided Family	6	3176874	3176874	2.92	2.92	0.00	0.00
(b)	Central Government/ State Government(s)				0.00	0.00	0.00	0.00
(c)	Bodies Corporate	10	59165553	59165553	54.31	54.31	7843850	13.26
(d)	Financial Institutions/ Banks	0	0.00	0.00	0.00	0.00	0.00	0.00
(e)	Any Others(Specify)	0	0.00	0.00	0.00	0.00	0.00	0.00
(e-i)	Trust	1	928492	928492	0.85	0.85	0.00	0.00
(e-ii)		0	0.00	0.00	0.00	0.00	0.00	0.00
	<b>Sub Total(A)(1)</b>	<b>17</b>	<b>63270919</b>	<b>63270919</b>	<b>58.08</b>	<b>58.08</b>	<b>7843850</b>	<b>12.40</b>
<b>2</b>	<b>Foreign</b>							
a	Individuals (Non-Residents Individuals/ Foreign Individuals)	0.00	0.00	0.00	0.00	0.00	0.00	0.00
b	Bodies Corporate	0.00	0.00	0.00	0.00	0.00	0.00	0.00
c	Institutions	0.00	0.00	0.00	0.00	0.00	0.00	0.00
d	Qualified Foreign Investor	0.00	0.00	0.00	0.00	0.00	0.00	0.00
e	Any Others(Specify)	0.00	0.00	0.00	0.00	0.00	0.00	0.00
e-i		0.00	0.00	0.00	0.00	0.00	0.00	0.00
e-ii								
	<b>Sub Total(A)(2)</b>	<b>0.00</b>	<b>0.00</b>	<b>0.00</b>	<b>0.00</b>	<b>0.00</b>	<b>0.00</b>	<b>0.00</b>
	<b>Total Shareholding of Promoter and</b>	<b>17</b>	<b>63270919</b>	<b>63270919</b>	<b>58.08</b>	<b>58.08</b>	<b>7843850</b>	<b>12.40</b>
<b>(B)</b>	<b>Public shareholding</b>							
<b>1</b>	<b>Institutions</b>							
(a)	Mutual Funds/ UTI	10	8075595	8075595	7.41	7.41	0.00	0.00
(b)	Financial Institutions / Banks	7	64927	40987	0.06	0.06	0.00	0.00
(c)	Central Government/ State Government(s)	1	278648	278648	0.26	0.26	0.00	0.00
(d)	Venture Capital Funds	0.00	0.00	0.00	0.00	0.00	0.00	0.00
(e)	Insurance Companies	0.00	0.00	0.00	0.00	0.00	0.00	0.00
(f)	Foreign Institutional Investors	4	338000	338000	0.31	0.31	0.00	0.00
(g)	Foreign Venture Capital Investors	0.00	0.00	0.00	0.00	0.00	0.00	0.00
(h)	Qualified Foreign Investor	0.00	0.00	0.00	0.00	0.00	0.00	0.00
(i)	Any Other (specify)	0.00	0.00	0.00	0.00	0.00	0.00	0.00
(i-ii)		0.00	0.00	0.00	0.00	0.00	0.00	0.00
(i-ii)								
	<b>Sub-Total (B)(1)</b>	<b>22</b>	<b>8757170</b>	<b>8733230</b>	<b>8.04</b>	<b>8.04</b>	<b>0.00</b>	<b>0.00</b>

For Elecon Engineering Co. Ltd.


 Company Secretary

<b>B 2</b>	<b>Non-institutions</b>							
(a)	Bodies Corporate	599	3354601	3322696	3.08	3.08	0.00	0.00
(b)	Individuals	0	0	0	0.00	0.00	0.00	0.00
I	Individuals -i. Individual shareholders holding nominal share capital up to Rs 1 lakh	50212	26556162	23588662	24.38	24.38	0.00	0.00
II	ii. Individual shareholders holding nominal share capital in excess of Rs. 1 lakh.	36	4142799	3960929	3.80	3.80	0.00	0.00
(c)	Qualified Foreign Investor				0.00	0.00	0.00	0.00
(d)	Any Other (specify)				0.00	0.00	0.00	0.00
(d-i)	HUF	267	424429	424429	0.39	0.39	0.00	0.00
(d-ii)	Clearing Members	296	867816	867816	0.80	0.80	0.00	0.00
(d-iii)	Non-Resident (Repatriable)	502	918070	918070	0.84	0.84	0.00	0.00
(d-iv)	Non-Resident (Non-Repatriable)	151	173272	172882	0.16	0.16	0.00	0.00
(d-v)	Trust	4	12500	12500	0.01	0.01	0.00	0.00
(d-vi)	Directors & Their Relatives	6	432711	432711	0.40	0.40	0.00	0.00
(d-vii)	Market Maker	16	25394	25394	0.02	0.02	0.00	0.00
	<b>Sub-Total (B)(2)</b>	<b>52089</b>	<b>36907754</b>	<b>33726089</b>	<b>33.88</b>	<b>33.88</b>	<b>0.00</b>	<b>0.00</b>
<b>(B)</b>	<b>Total Public Shareholding (B)= (B)(1)+(B)(2)</b>	<b>52111</b>	<b>45664924</b>	<b>42459319</b>	<b>41.92</b>	<b>41.92</b>	<b>0.00</b>	<b>0.00</b>
	<b>TOTAL (A)+(B)</b>	<b>52128</b>	<b>108935843</b>	<b>105730238</b>	<b>100.00</b>	<b>100.00</b>	<b>0.00</b>	<b>0.00</b>
<b>(C)</b>	<b>Shares held by Custodians and against which Depository Receipts have been issued</b>							
1	Promoter and Promoter Group	0.00	0.00	0.00	0.00	0.00	0.00	0.00
2	Public							
	<b>Sub-Total (C)</b>	<b>0.00</b>	<b>0.00</b>	<b>0.00</b>	<b>0.00</b>	<b>0.00</b>	<b>0.00</b>	<b>0.00</b>
	<b>GRAND TOTAL (A)+(B)+(C)</b>	<b>52128</b>	<b>108935843</b>	<b>105730238</b>	<b>0.00</b>	<b>100.00</b>	<b>7843850</b>	<b>7.20</b>

For Elecon Engineering Co. Ltd.

  
 Company Secretary

Sr.No	Notes
1	
2	
3	
4	
5	
6	
7	
8	
9	

M.A.

For Elecon Engineering Co. Ltd.

  
Company Secretary



Elecon Engineering Co. Ltd.

**(I)(b) Statement showing holding of securities (including shares, warrants, convertible securities) of persons belonging to the category "Promoter and Promoter Group"**

Sr. No.	Name of the shareholder	Details of Shares held		Encumbered shares (*)			Details of warrants		Details of convertible securities		Total shares (including underlying shares assuming full conversion of warrants and convertible securities) as a % of diluted share capital
		Number of shares held	As a % of grand total (A)+(B)+(C)	No.	As a percentage	As a % of grand total (A)+(B)+(C) of sub-clause (I)(a)	Number of warrants held	As a % total number of warrants of the same class	Number of convertible securities held	As a % total number of convertible securities of the same class	
(I)	(II)	(III)	(IV)	(V)	(VI)=(V)/(III)*100	(VII)	(VIII)	(IX)	(X)	(XI)	(XII)
1	EMTICI ENGINEERING LIMITED	26775669	24.58	6336000	23.66	5.82		0		0	
2	PRAYAS ENGINEERING LIMITED	11166394	10.25	1507850	13.50	1.38		0		0	
3	POWER BUILD LIMITED	15960	0.01	0	0.00	0.00		0		0	
4	BIPRA INVESTMENTS AND TRUSTS PRIVATE LTD.	5876621	5.39	0	0.00	0.00		0		0	
5	DEVKISHAN INVESTMENTS PRIVATE LIMITED	1195779	1.10	0	0.00	0.00		0		0	
6	ELECON INFORMATION TECHNOLOGY LIMITED	1946624	1.79	0	0.00	0.00		0		0	
7	K B INVESTMENTS PRIVATE LIMITED	10081125	9.25	0	0.00	0.00		0		0	
8	AKAAISH MECHATRONICS LIMITED	1786187	1.64	0	0.00	0.00		0		0	
9	SPECIALITY WOODPACK PRIVATE LIMITED	160597	0.15	0	0.00	0.00		0		0	
10	WIZARD FINCAP LIMITED	160597	0.15	0	0.00	0.00		0		0	
11	PRAYASVIN BHANUBHAI PATEL	99962	0.09	0	0.00	0.00		0		0	
12	PRAYASVIN BHANUBHAI PATEL/TARUNA P. PATEL	36019	0.03	0	0.00	0.00		0		0	
13	PRAYASVIN BHANUBHAI PATEL	1190529	1.09	0	0.00	0.00		0		0	
14	PRAYASVIN B. PATEL (On behalf of Bhanubhai I. Patel -HUF)	227490	0.21	0	0.00	0.00		0		0	
15	TARUNA PATEL	191816	0.18	0	0.00	0.00		0		0	
16	TRUPTI PRADIP PATEL	1431058	1.31	0	0.00	0.00		0		0	
17	PRAYASVIN B. PATEL(C/O S.I.PATEL TRUST)	928492	0.85	0	0.00	0.00		0		0	
	<b>TOTAL</b>	<b>63270919</b>	<b>58.08</b>	<b>7843850</b>	<b>12.40</b>	<b>7.20</b>		<b>0</b>		<b>0</b>	

(\*) The term "encumbrance" has the same meaning as assigned to it in regulation 28(3) of the SAST Regulations, 2011.


For Elecon Engineering Co. Ltd.

*Shamir*  
Company Secretary

**(I)(c)(i) Statement showing holding of securities (including shares, warrants, convertible securities) of persons belonging to the category "Public" and holding more than 1% of the total number of shares**

Sr. No.	Name of the shareholder	Number of shares held	Shares as a percentage of total number of shares {i.e., Grand Total (A)+(B)+(C) indicated in Statement at para (I)(a) above}	Details of warrants		Details of convertible securities		Total shares (including underlying shares assuming full conversion of warrants and convertible securities) as a % of diluted share capital
				Number of warrants held	As a % total number of warrants of the same class	Number of convertible securities held	% w.r.t total number of convertible securities of the same class	
1	ICICI PRUDENNTIAL CHILD CARE P	4297134	3.94		0		0	
2	UTI ENERGY FUND	1650000	1.51		0		0	
43	RELIANCE CAP TRUSTEE CO LTD	1500000	1.38		0		0	
	FUND				0		0	
					0		0	
					0		0	
					0		0	
<b>TOTAL</b>		<b>7447134</b>	<b>6.84</b>	<b>0</b>	<b>0</b>	<b>0</b>	<b>0</b>	<b>0</b>

For Elecon Engineering Co. Ltd.

  
Company Secretary

**(I)(c)(ii) Statement showing holding of securities (including shares, warrants, convertible securities) of persons (together with PAC) belonging to the category “Public” and holding more than 5% of the total number of shares of the company**

Sr. No.	Name(s) of the shareholder(s) and the Persons Acting in Concert (PAC) with them	Number of shares	Shares as a percentage of total number of shares {i.e., Grand Total (A)+(B)+(C) indicated in Statement at para (I)(a) above}	Details of warrants		Details of convertible securities		Total shares (including underlying shares assuming full conversion of warrants and convertible securities) as a % of diluted share capital
				Number of warrants	As a % total number of warrants of the same class	Number of convertible securities held	% w.r.t total number of convertible securities of the same class	
1								
2								
3								
4								
5								
6								
7								
8								
9								
10								
<b>TOTAL</b>		<b>0</b>	<b>0.00</b>	<b>0</b>	<b>0</b>	<b>0</b>	<b>0</b>	<b>0</b>

**NOT APPLICABLE**

For Elecon Engineering Co. Ltd.

*Shubh*  
Company Secretary





**(II)(a) Statement showing details of Depository Receipts (DRs)**

Sr. No.	Type of outstanding DR (ADRs, GDRs, SDRs, etc.)	Number of outstanding DRs	Number of shares underlying outstanding DRs	Shares underlying outstanding DRs as a percentage of total number of shares {i.e., Grand Total (A)+(B)+(C) indicated in Statement at para (I)(a) above}
1				
2				
3				
4				
5				
6				
7				
8				
9				
<b>TOTAL</b>		<b>0</b>	<b>0</b>	<b>0.00</b>

**NOT APPLICABLE**

For Elecon Engineering Co. Ltd.

*Shubh*  
Company Secretary

