

October 7, 2014

To,

The Manager (Listing),  
The Bombay Stock Exchange Ltd.  
Mumbai

The Manager (Listing),  
National Stock Exchange of India Ltd.  
Mumbai

Dear Sir,

**Sub: Clause 35 of the Listing Agreement**

Pursuant to Clause 35 and other applicable clauses of the Listing Agreement, we enclose herewith Distribution Schedule for the quarter ended on September 30, 2014.

Kindly take the same on your record and acknowledge the receipt.


Thanking you,

Yours faithfully,  
For Elecon Engineering Company Ltd.



Paresh Shukla  
Company Secretary


Encl: a/a



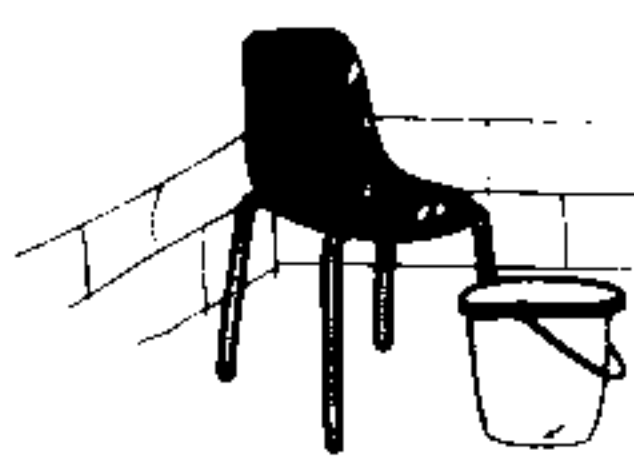
Cranes




Rubber Industry




Marine Industry



Plastic Industry



Power Industry



Steel Industry



Sugar Industry



Mining



Cement Industry

**Gearing industries. Gearing economies.**

**Introductory sub-table (I)(a)**

Name of the Company: ELECON ENGINEERING COMPANY LTD.

Scrip Code, Name of the scrip, class of security: BSE :- 505700 NSE :- ELECON

Quarter ended: 30TH SEPTEMBER, 2014

Partly paid-up shares:-	No. of partly paid-up shares	As a % of total no. of partly paid-up shares	As a % of total no. of shares of the company
Held by promoter/promoter group	0	0	0
Held by public	0	0	0
<b>Total</b>	<b>0</b>	<b>0</b>	<b>0</b>

Outstanding convertible securities:-	No. of outstanding securities	As a % of total no. of outstanding convertible securities	As a % of total no. of shares of the company, assuming full conversion of the convertible securities
Held by promoter/promoter group	0	0	0
Held by public	0	0	0
<b>Total</b>	<b>0</b>	<b>0</b>	<b>0</b>


  

Warrants:-	No. of warrants	As a % of total no. of warrants	As a % of total no. of shares of the company, assuming full conversion of warrants
Held by promoter/promoter group	0	0	0
Held by public	0	0	0
<b>Total</b>	<b>0</b>	<b>0</b>	<b>0</b>

<b>Total paid-up capital of the company, assuming full conversion of warrants and convertible securities</b>	<b>108935843</b>	<b>0</b>	<b>100</b>
--	------------------	----------	------------

For Elecon Engineering Co. Ltd.

  
 Company Secretary


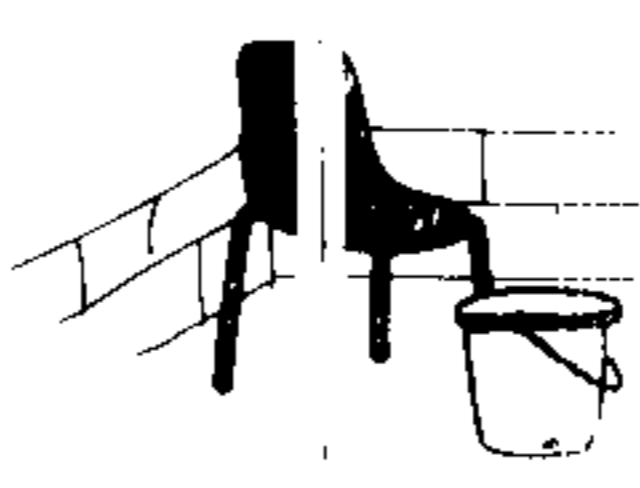
Cranes




Roller Industry



Marine Industry



Plastic Industry



Power Industry



Steel Industry



Sugar Industry



Mining




Cement Industry

**Gearing industries. Gearing economies.**

**Statement Showing Shareholding Pattern**

Category code	Category of Shareholder	Number of Shareholders	Table (I)(a)		Total shareholding as a percentage of total number of shares		Shares Pledged or otherwise encumbered	
			Total number of shares	Number of shares held in dematerialized form	As a percentage of (A+B) <sup>1</sup>	As a percentage of (A+B+C)	Number of shares	As a percentage
			(III)	(IV)	(V)	(VI)	(VII)	(VIII)
<b>(A)</b>	<b>Shareholding of Promoter and</b>							
<b>1</b>	<b>Indian</b>							
(a)	Individuals Hindu Undivided Family	6	3176874	3176874	2.92	2.92	0.00	0.00
(b)	Central Government/ State Government(s)				0.00	0.00	0.00	0.00
(c)	Bodies Corporate	10	59165553	59165553	54.31	54.31	6336000	10.71
(d)	Financial Institutions/ Banks	0	0.00	0.00	0.00	0.00	0.00	0.00
(e)	Any Others(Specify)	0	0.00	0.00	0.00	0.00	0.00	0.00
(e-i)	Trust	1	928492	928492	0.85	0.85	0.00	0.00
(e-ii)		0	0.00	0.00	0.00	0.00	0.00	0.00
	<b>Sub Total(A)(1)</b>	<b>17</b>	<b>63270919</b>	<b>63270919</b>	<b>58.08</b>	<b>58.08</b>	<b>6336000</b>	<b>10.01</b>
<b>2</b>	<b>Foreign</b>							
a	Individuals (Non-Residents Individuals/ Foreign Individuals)	0.00	0.00	0.00	0.00	0.00	0.00	0.00
b	Bodies Corporate	0.00	0.00	0.00	0.00	0.00	0.00	0.00
c	Institutions	0.00	0.00	0.00	0.00	0.00	0.00	0.00
d	Qualified Foreign Investor	0.00	0.00	0.00	0.00	0.00	0.00	0.00
e	Any Others(Specify)	0.00	0.00	0.00	0.00	0.00	0.00	0.00
e-i		0.00	0.00	0.00	0.00	0.00	0.00	0.00
e-ii								
	<b>Sub Total(A)(2)</b>	<b>0.00</b>	<b>0.00</b>	<b>0.00</b>	<b>0.00</b>	<b>0.00</b>	<b>0.00</b>	<b>0.00</b>
	<b>Total Shareholding of Promoter and</b>	<b>17</b>	<b>63270919</b>	<b>63270919</b>	<b>58.08</b>	<b>58.08</b>	<b>6336000</b>	<b>10.01</b>
<b>(B)</b>	<b>Public shareholding</b>							
<b>1</b>	<b>Institutions</b>							
(a)	Mutual Funds UTI	13	7688338	7688338	7.06	7.06	0.00	0.00
(b)	Financial Institutions / Banks	9	188348	164108	0.17	0.17	0.00	0.00
(c)	Central Government/ State Government(s)	1	278648	278648	0.26	0.26	0.00	0.00
(d)	Venture Capital Funds	0.00	0.00	0.00	0.00	0.00	0.00	0.00
(e)	Insurance Companies	0.00	0.00	0.00	0.00	0.00	0.00	0.00
(f)	Foreign Institutional Investors	6	344013	344013	0.32	0.32	0.00	0.00
(g)	Foreign Venture Capital Investors	0.00	0.00	0.00	0.00	0.00	0.00	0.00
(h)	Qualified Foreign Investor	0.00	0.00	0.00	0.00	0.00	0.00	0.00
(i)	Any Other (specify)	0.00	0.00	0.00	0.00	0.00	0.00	0.00
(i-ii)		0.00	0.00	0.00	0.00	0.00	0.00	0.00
(i-ii)								
	<b>Sub-Total (B)(1)</b>	<b>29</b>	<b>8499347</b>	<b>8475407</b>	<b>7.80</b>	<b>7.80</b>	<b>0.00</b>	<b>0.00</b>

For Elec: Engineering Co. Ltd.

  
 Company / Secret




<b>B 2</b>	<b>Non-institutions</b>							
(a)	Bodies Corporate	671	4384950	4353045	4.03	4.03	0.00	0.00
(b)	Individuals	0	0	0	0.00	0.00	0.00	0.00
I	Individuals -i. Individual shareholders holding nominal share capital up to Rs 1 lakh	47512	26805194	23924029	24.61	24.61	0.00	0.00
II	ii. Individual shareholders holding nominal share capital in excess of Rs. 1 lakh.	30	3564805	3382935	3.27	3.27	0.00	0.00
(c)	Qualified Foreign Investor				0.00	0.00	0.00	0.00
(d)	Any Other (specify)				0.00	0.00	0.00	0.00
(d-i)	HUF	248	402827	402827	0.37	0.37	0.00	0.00
(d-ii)	Clearing Members	218	576973	576973	0.53	0.53	0.00	0.00
(d-iii)	Non-Resident (Repatriable)	440	797088	797088	0.73	0.73	0.00	0.00
(d-iv)	Non-Resident (Non-Repatriable)	138	125575	125185	0.12	0.12	0.00	0.00
(d-v)	Trust	1	1000	1000	0.00	0.00	0.00	0.00
(d-vi)	Directors & Their Relatives	6	449211	449211	0.41	0.41	0.00	0.00
(d-vii)	Market Maker	15	57954	57954	0.05	0.05	0.00	0.00
	<b>Sub-Total (B)(2)</b>	<b>49279</b>	<b>37165577</b>	<b>34070247</b>	<b>34.12</b>	<b>34.12</b>	<b>0.00</b>	<b>0.00</b>
<b>(B)</b>	<b>Total Public Shareholding (B)= (B)(1)+(B)(2)</b>	<b>49308</b>	<b>45664924</b>	<b>42545654</b>	<b>41.92</b>	<b>41.92</b>	<b>0.00</b>	<b>0.00</b>
	<b>TOTAL (A)+(B)</b>	<b>49325</b>	<b>108935843</b>	<b>105816573</b>	<b>100.00</b>	<b>100.00</b>	<b>0.00</b>	<b>0.00</b>
<b>(C)</b>	<b>Shares held by Custodians and against which Depository Receipts have been issued</b>							
1	Promoter and Promoter Group	0.00	0.00	0.00	0.00	0.00	0.00	0.00
2	Public	0.00	0.00	0.00	0.00	0.00	0.00	0.00
	<b>Sub-Total (C)</b>	<b>0.00</b>	<b>0.00</b>	<b>0.00</b>	<b>0.00</b>	<b>0.00</b>	<b>0.00</b>	<b>0.00</b>
	<b>GRAND TOTAL (A)+(B)+(C)</b>	<b>49325</b>	<b>108935843</b>	<b>105816573</b>	<b>0.00</b>	<b>100.00</b>	<b>6336000</b>	<b>5.82</b>

For Elecon Engineering Co. Ltd.

  
 Company Secretary

Sr.No	Notes
1	
2	
3	
4	
5	A
6	
7	
8	
9	

For Elecon Engineering Co. Ltd.

  
Company Secretary



(1)(b) Statement showing holding of securities (including shares, warrants, convertible securities) of persons belonging to the category "Promoter and Promoter Group"

Sr. No.	Name of the shareholder	Details of Shares held		Encumbered shares (*)		Details of warrants		Details of convertible securities		Total shares (including underlying shares assuming full conversion of warrants and convertible securities as a % of diluted capital	
		Number of shares held	As a % of grand total (A)+(B)+(C)	No.	As a percentage (VI)=(V)/(III)*100	As a % of grand total (A)+(B)+(C) of sub-clause (I)(a)	Number of warrants held	As a % total number of warrants of the same class	Number of convertible securities held		As a % total number of convertible securities of the same class
(i)	(ii)	(iii)	(iv)	(v)	(vi)	(vii)	(viii)	(ix)	(x)	(xi)	(xii)
1	EMTICI ENGINEERING LIMITED	26775669	24.58	6336000	23.66	5.82	0	0	0	0	0
2	PRAYAS ENGINEERING LIMITED	11166394	10.25	0	0.00	0.00	0	0	0	0	0
3	POWER BUILD LIMITED	15960	0.01	0	0.00	0.00	0	0	0	0	0
4	BIPRA INVESTMENTS AND TRUSTS PRIVATE LTD.	5876621	5.39	0	0.00	0.00	0	0	0	0	0
5	DEVKISHAN INVESTMENTS PRIVATE LIMITED	1195779	1.10	0	0.00	0.00	0	0	0	0	0
6	ELECON INFORMATION TECHNOLOGY LIMITED	1946624	1.79	0	0.00	0.00	0	0	0	0	0
7	K B INVESTMENTS PRIVATE LIMITED	10081125	9.25	0	0.00	0.00	0	0	0	0	0
8	A KAAISH MECHATRONICS LIMITED	1786187	1.64	0	0.00	0.00	0	0	0	0	0
9	SPECIALITY WOODPACK PRIVATE LIMITED	160597	0.15	0	0.00	0.00	0	0	0	0	0
10	WIZARD FINCAP LIMITED	160597	0.15	0	0.00	0.00	0	0	0	0	0
11	PRAYASVIN BIJANUBHAI PATEL	99962	0.09	0	0.00	0.00	0	0	0	0	0
12	PRAYASVIN BIJANUBHAI PATEL/TARUNA P. PATFI.	36019	0.03	0	0.00	0.00	0	0	0	0	0
13	PRAYASVIN BIJANUBHAI PATEL	1190529	1.09	0	0.00	0.00	0	0	0	0	0
14	PRAYASVIN B. PATEL (On behalf of Bhanubhai I. Patel -HIUF)	227490	0.21	0	0.00	0.00	0	0	0	0	0
15	TARUNA PATEL	191816	0.18	0	0.00	0.00	0	0	0	0	0
16	TRUPTI PRADIP PATEL	1431058	1.31	0	0.00	0.00	0	0	0	0	0
17	PRAYASVIN B. PATEL(C/O S.I.PATEL TRUST)	928492	0.85	0	0.00	0.00	0	0	0	0	0
	<b>TOTAL</b>	<b>63270919</b>	<b>58.08</b>	<b>6336000</b>	<b>10.01</b>	<b>5.82</b>	<b>0</b>	<b>0</b>	<b>0</b>	<b>0</b>	<b>0</b>

(\*) The term "encumbrance" has the same meaning as assigned to it in regulation 28(3) of the SAST Regulations, 2011.

For Elecon Engineering Co. Ltd.

*Shubh*  
Company Secretary

**(1)(c)(i) Statement showing holding of securities (including shares, warrants, convertible securities) of persons belonging to the category "Public" and holding more than 1% of the total number of shares**

Sr. No.	Name of the shareholder	Number of shares held	Shares as a percentage of total number of shares {i.e., Grand Total (A)+(B)+(C) indicated in Statement at para (1)(a) above}	Details of warrants			Details of convertible securities		Total shares (including underlying shares assuming full conversion of warrants and convertible securities) as a % of diluted share capital
				Number of warrants held	As a % total number of warrants of the same class	Number of convertible securities held	% w.r.t total number of convertible securities of the same class		
1	ICICI PRUDENTIAL VALUE DISCOVERY FUND	3544552	3.25		0		0		
2	TATA TRUSTEE CO. LTD.A/C TATA MUTUAL FUND A/C TATA MID CAP GROWTH FUND	1681569	1.54						
3	UTI- INFRASTRUCTURE FUND	1650000	1.51		0		0		
					0		0		
					0		0		
					0		0		
					0		0		
					0		0		
<b>TOTAL</b>		<b>6876121</b>	<b>6.31</b>	<b>0</b>	<b>0</b>	<b>0</b>	<b>0</b>	<b>0</b>	<b>0</b>

For Elecon Engineering Co. Ltd.

*Stanwell*  
Company Secretary







(I)(d) Statement showing details of locked-in shares

Sr. No.	Name of the shareholder	Number of locked-in shares	Locked-in shares as a percentage of total number of shares {i.e., Grand Total (A)+(B)+(C) indicated in Statement at para (I)(a) above}
1			
2			
3			
4			
5			
6			
7			
8			
9			
<b>TOTAL</b>		0	0.00

**NOT APPLICABLE**

For Elecon Engineering Co. Ltd.


*Stuul*  
Company Secretary

**(II)(a) Statement showing details of Depository Receipts (DRs)**

Sr. No.	Type of outstanding DR (ADRs, GDRs, SDRs, etc.)	Number of outstanding DRs	Number of shares underlying outstanding DRs	Shares underlying outstanding DRs as a percentage of total number of shares {i.e., Grand Total (A)+(B)+(C) indicated in Statement at para (D)(a) above}
1				
2				
3				
4				
5				
6				
7				
8				
9				
<b>TOTAL</b>		<b>0</b>	<b>0</b>	<b>0.00</b>

**NOT APPLICABLE**

For Elecon Engineering Co. Ltd.



(II)(b) Statement showing holding of Depository Receipts (DRs), where underlying shares held by "promoter/promoter group" are in excess of 1% of the total number of shares

Sr. No.	Name of the DR Holder	Type of outstanding DR (ADRs, GDRs, SDRs, etc.)	Number of shares underlying outstanding DRs	Shares underlying outstanding DRs as a percentage of total number of shares {i.e., Grand Total (A)+(B)+(C) indicated in Statement at para (I)(a) above}
1				
2				
3				
4				
5				
6				
7				
8		Total shares (including		
9				
<b>TOTAL</b>			<b>0</b>	<b>0.00</b>

**NOT APPLICABLE**

For Elecon Engineering Co. Ltd.

*Shubell*  
Company Secretary