

April 6, 2015

To,

The Manager (Listing), The Bombay Stock Exchange Ltd. Mumbai	The Manager (Listing), National Stock Exchange of India Ltd. Mumbai
--	---

Dear Sir,


Sub: Clause 35 of the Listing Agreement

Pursuant to Clause 35 and other applicable clauses of the Listing Agreement, we enclose herewith Distribution Schedule for the quarter ended on March 31, 2015.

Kindly take the same on your record and acknowledge the receipt.

Thanking you,

Yours faithfully,
For Elecon Engineering Company Ltd.


Paresh Shukla
Company Secretary

Encl: a/a



Cranes




Rubber Industry



Marine Industry



Plastic Industry



Power Industry



Steel Industry



Sugar Industry



Mining



Cement Industry

Gearing industries. Gearing economies.

Introductory sub-table (I)(a)

Name of the Company: ELECON ENGINEERING COMPANY LTD.

Scrip Code, Name of the scrip, class of security: BSE :- 505700 NSE :- ELECON

Quarter ended: 31ST MARCH, 2015


Partly paid-up shares:-	No. of partly paid-up shares	As a % of total no. of partly paid-up shares	As a % of total no. of shares of the company
Held by promoter/promoter group	0	0	0
Held by public	0	0	0
Total	0	0	0

Outstanding convertible securities:-	No. of outstanding securities	As a % of total no. of outstanding convertible securities	As a % of total no. of shares of the company, assuming full conversion of the convertible securities
Held by promoter/promoter group	0	0	0
Held by public	0	0	0
Total	0	0	0

Warrants:-	No. of warrants	As a % of total no. of warrants	As a % of total no. of shares of the company, assuming full conversion of warrants
Held by promoter/promoter group	0	0	0
Held by public	0	0	0
Total	0	0	0

Total paid-up capital of the company, assuming full conversion of warrants and convertible securities	108935843	0	100
--	------------------	----------	------------

For Elecon Engineering Co. Ltd.


 Company Secretary


Cranes




Rubber Industry



Marine Industry



Plastic Industry



Power Industry



Steel Industry



Sugar Industry



Mining




Cement Industry

Gearing industries. Gearing economies.

Statement Showing Shareholding Pattern

Category code	Category of Shareholder	Number of Shareholders	Table (I)(a)		Total shareholding as a percentage of total number of shares		Shares Pledged or otherwise encumbered	
			Total number of shares	Number of shares held in dematerialized form	As a percentage of (A+B) ¹	As a percentage of (A+B+C)	Number of shares	As a percentage
			(IV)	(V)	(VI)	(VII)	(VIII)	(IX)= (VIII)/(IV)* 100
(I)	(II)	(III)	(IV)	(V)	(VI)	(VII)	(VIII)	(IX)= (VIII)/(IV)* 100
(A)	Shareholding of Promoter and							
1	Indian							
(a)	Individuals/ Hindu Undivided Family	6	3176874	3176874	2.92	2.92	0.00	0.00
(b)	Central Government/ State Government(s)				0.00	0.00	0.00	0.00
(c)	Bodies Corporate	10	59165553	59165553	54.31	54.31	6336000	10.71
(d)	Financial Institutions/ Banks	0	0.00	0.00	0.00	0.00	0.00	0.00
(e)	Any Others(Specify)	0	0.00	0.00	0.00	0.00	0.00	0.00
(e-i)	Trust	1	928492	928492	0.85	0.85	0.00	0.00
(e-ii)		0	0.00	0.00	0.00	0.00	0.00	0.00
	Sub Total(A)(1)	17	63270919	63270919	58.08	58.08	6336000	10.01
2	Foreign							
a	Individuals (Non-Residents Individuals/ Foreign Individuals)	0.00	0.00	0.00	0.00	0.00	0.00	0.00
b	Bodies Corporate	0.00	0.00	0.00	0.00	0.00	0.00	0.00
c	Institutions	0.00	0.00	0.00	0.00	0.00	0.00	0.00
d	Qualified Foreign Investor	0.00	0.00	0.00	0.00	0.00	0.00	0.00
e	Any Others(Specify)	0.00	0.00	0.00	0.00	0.00	0.00	0.00
e-i		0.00	0.00	0.00	0.00	0.00	0.00	0.00
e-ii								
	Sub Total(A)(2)	0.00	0.00	0.00	0.00	0.00	0.00	0.00
	Total Shareholding of Promoter and	17	63270919	63270919	58.08	58.08	6336000	10.01
(B)	Public shareholding							
1	Institutions							
(a)	Mutual Funds/UTI	10	3954447	3954447	3.63	3.63	0.00	0.00
(b)	Financial Institutions / Banks	8	163531	139591	0.15	0.15	0.00	0.00
©	Central Government/ State Government(s)	1	278648	278648	0.26	0.26	0.00	0.00
(d)	Venture Capital Funds	0.00	0.00	0.00	0.00	0.00	0.00	0.00
(e)	Insurance Companies	0.00	0.00	0.00	0.00	0.00	0.00	0.00
(f)	Foreign Institutional Investors	6	494071	494071	0.45	0.45	0.00	0.00
(g)	Foreign Venture Capital Investors	0.00	0.00	0.00	0.00	0.00	0.00	0.00
(h)	Qualified Foreign Investor	0.00	0.00	0.00	0.00	0.00	0.00	0.00
(i)	Any Other (specify)	0.00	0.00	0.00	0.00	0.00	0.00	0.00
(i-ii)		0.00	0.00	0.00	0.00	0.00	0.00	0.00
(i-ii)								
	Sub-Total (B)(1)	25	4890697	4866757	4.49	4.49	0.00	0.00

For Elecon Engineering Co. Ltd.


 Company Secretary

B 2	Non-institutions							
(a)	Bodies Corporate	606	4971260	4939355	4.56	4.56	0.00	0.00
(b)	Individuals	0	0	0	0.00	0.00	0.00	0.00
I	Individuals -i. Individual shareholders holding nominal share capital up to Rs 1 lakh	45490	27613902	24841172	25.35	25.35	0.00	0.00
II	ii. Individual shareholders holding nominal share capital in excess of Rs. 1 lakh.	33	4716021	4534151	4.33	4.33	0.00	0.00
(c)	Qualified Foreign Investor				0.00	0.00	0.00	0.00
(d)	Any Other (specify)				0.00	0.00	0.00	0.00
(d-i)	HUF	226	376478	376478	0.35	0.35	0.00	0.00
(d-ii)	Clearing Members	355	1498918	1498918	1.38	1.38	0.00	0.00
(d-iii)	Non-Resident (Repatriable)	426	828498	828498	0.76	0.76	0.00	0.00
(d-iv)	Non-Resident (Non-Repatriable)	143	237700	237310	0.22	0.22	0.00	0.00
(d-v)	Trust	1	1000	1000	0.00	0.00	0.00	0.00
(d-vi)	Directors & Their Relatives	6	449211	449211	0.41	0.41	0.00	0.00
(d-vii)	Market Maker	17	81239	81239	0.07	0.07	0.00	0.00
	Sub-Total (B)(2)	47303	40774227	37787332	37.43	37.43	0.00	0.00
(B)	Total Public Shareholding (B)= (B)(1)+(B)(2)	47328	45664924	42654089	41.92	41.92	0.00	0.00
	TOTAL (A)+(B)	47345	108935843	105925008	100.00	100.00	0.00	0.00
(C)	Shares held by Custodians and against which Depository Receipts have been issued							
1	Promoter and Promoter Group	0.00	0.00	0.00	0.00	0.00	0.00	0.00
2	Public							
	Sub-Total (C)	0.00	0.00	0.00	0.00	0.00	0.00	0.00
	GRAND TOTAL (A)+(B)+(C)	47345	108935843	105925008	0.00	100.00	6336000	5.82

For Elecon Engineering Co. Ltd.


 Company Secretary

Sr.No	Notes
1	
2	
3	
4	
5	
6	
7	
8	
9	

For Elecon Engineering Co. Ltd.


Company Secretary

(I)(b) Statement showing holding of securities (including shares, warrants, convertible securities) of persons belonging to the category "Promoter and Promoter Group"

Sr. No.	Name of the shareholder	Details of Shares held		Encumbered shares (*)			Details of warrants		Details of convertible securities		Total shares (including underlying shares assuming full conversion of warrant and convertible securities) a % of diluted share capital
		Number of shares held	As a % of grand total (A)+(B)+(C)	No.	As a percentage	As a % of grand total (A)+(B)+(C) of sub-clause (I)(a)	Number of warrants held	As a % total number of warrants of the same class	Number of convertible securities held	As a % total number of convertible securities of the same class	
(i)	(ii)	(iii)	(iv)	(v)	(vi)=(v)/(iii)*100	(vii)	(viii)	(ix)	(x)	(xi)	(xii)
1	EMTICI ENGINEERING LIMITED	26775669	24.58	6336000	23.66	5.82		0		0	
2	PRAYAS ENGINEERING LIMITED	11166394	10.25	0	0.00	0.00		0		0	
3	POWER BUILD PRIVATE LIMITED	15960	0.01	0	0.00	0.00		0		0	
4	BIPRA INVESTMENTS AND TRUSTS PRIVATE LTD.	5876621	5.39	0	0.00	0.00		0		0	
5	DEVKISHAN INVESTMENTS PRIVATE LIMITED	1195779	1.10	0	0.00	0.00		0		0	
6	ELECON INFORMATION TECHNOLOGY LIMITED	1946624	1.79	0	0.00	0.00		0		0	
7	K B INVESTMENTS PRIVATE LIMITED	10081125	9.25	0	0.00	0.00		0		0	
8	AKAAISH MECHATRONICS LIMITED	1786187	1.64	0	0.00	0.00		0		0	
9	SPECIALITY WOODPACK PRIVATE LIMITED	160597	0.15	0	0.00	0.00		0		0	
10	WIZARD FINCAP LIMITED	160597	0.15	0	0.00	0.00		0		0	
11	PRAYASVIN BHANUBHAI PATEL	99962	0.09	0	0.00	0.00		0		0	
12	PRAYASVIN BHANUBHAI PATEL/TARUNA P. PATEL	36019	0.03	0	0.00	0.00		0		0	
13	PRAYASVIN BHANUBHAI PATEL	1190529	1.09	0	0.00	0.00		0		0	
14	PRAYASVIN B. PATEL (On behalf of Bhanubhai I. Patel -HUF)	227490	0.21	0	0.00	0.00		0		0	
15	TARUNA PATEL	191816	0.18	0	0.00	0.00		0		0	
16	TRUPTI PRADIP PATEL	1431058	1.31	0	0.00	0.00		0		0	
17	PRAYASVIN B. PATEL(C/O S.I.PATEL TRUST)	928492	0.85	0	0.00	0.00		0		0	
	TOTAL	63270919	58.08	6336000	10.01	5.82		0		0	

(*) The term "encumbrance" has the same meaning as assigned to it in regulation 28(3) of the SAST Regulations, 2011.

For Elecon Engineering Co. Ltd.

Shubh
Company Secretary

(I)(c)(i) Statement showing holding of securities (including shares, warrants, convertible securities) of persons belonging to the category "Public" and holding more than 1% of the total number of shares

Sr. No.	Name of the shareholder	Number of shares held	Shares as a percentage of total number of shares {i.e., Grand Total (A)+(B)+(C) indicated in Statement at para (I)(a) above}	Details of warrants		Details of convertible securities		Total shares (including underlying shares assuming full conversion of warrants and convertible securities) as a % of diluted share capital
				Number of warrants held	As a % total number of warrants of the same class	Number of convertible securities held	% w.r.t total number of convertible securities of the same class	
1	UTI- INFRASTRUCTURE FUND	1650000	1.51		0		0	
					0		0	
					0		0	
					0		0	
					0		0	
					0		0	
					0		0	
TOTAL		1650000	1.51	0	0	0	0	0

For Elecon Engineering Co. Ltd.

Shival
Company Secretary

(I)(d) Statement showing details of locked-in shares

Sr. No.	Name of the shareholder	Number of locked-in shares	Locked-in shares as a percentage of total number of shares {i.e., Grand Total (A)+(B)+(C) indicated in Statement at para (I)(a) above}
1			
2			
3			
4			
5			
6			
7			
8			
9			
TOTAL		0	0.00

NOT APPLICABLE

For Elecon Engineering Co. Ltd.

Shualey
Company Secretary

