

October 5, 2016

To,

The Manager (Listing), The BSE Ltd. Mumbai	The Manager (Listing), National Stock Exchange of India Ltd. Mumbai
--	---

Dear Sir,

**Sub: Regulation 31(1)(b) of the SEBI Listing Regulation, 2015**

Pursuant to Regulation 31(1)(b) of Securities and Exchange Board of India (Listing Obligations and Disclosure Requirements) Regulations, 2015 and other applicable Regulations of the Listing Regulations, 2015, we enclose herewith a statement showing holding of securities and shareholding pattern for the quarter ended on September 30, 2016.


Kindly take the same on your record.

Thanking you,


Yours faithfully,  
For Elecon Engineering Company Limited



**Parthiv Parikh**  
Company Secretary & Compliance Officer



Encl: a/a



Cranes



Rubber Industry



Marine Industry



Plastic Industry



Power Industry



Steel Industry



Sugar Industry



Mining



Cement Industry



**Gearing industries. Gearing economies.**

**Shareholding Pattern under Regulation 31 of SEBI (Listing Obligations and Disclosure Requirements) Regulations, 2015**

- 1 Name of Listed Entity: Elecon Engineering Company Limited
- 2 Scrip Code/Name of Scrip/Class of Security: ELECON / 505700
- 3 Share Holding Pattern Filed under: Reg. 31(1)(b) for the quarter ended on 30th September, 2016
- 4 Declaration: The Listed entity is required to submit the following declaration to the extent of submission of information:-


Sr. No.	Particulars	Yes*	No*
1	Whether the Listed Entity has issued any partly paid up shares?		No
2	Whether the Listed Entity has issued any Convertible Securities or Warrants?		No
3	Whether the Listed Entity has any shares against which depository receipts are issued?		No
4	Whether the Listed Entity has any shares in locked-in?		No
5	Whether any shares held by promoters are pledge or otherwise encumbered?	Yes	
6	Whether the Listed Entity has issued any differential Voting Rights?		No

\* If the Listed Entity selects the option 'No' for the questions above, the columns for the partly paid up shares, Outstanding Convertible Securities/Warrants, depository receipts, locked-in shares, No of shares pledged or otherwise encumbered by promoters, as applicable, shall not be displayed at the time of dissemination on the Stock Exchange website. Also wherever there is 'No' declared by Listed Entity in above table the values will be considered as 'Zero' by default on submission of the format of holding of specified securities.

**Elecon Engineering Company Limited**
**Table I - Summary Statement holding of specified securities**

Category	Category of shareholder	Nos. of shareholders	No. of fully paid up equity shares held	No. of Partly paid-up equity shares held	No. of shares underlying Depository Receipts	Total nos. shares held	Shareholding as a % of total no. of shares (calculated as per SCRR, 1957)	Number of Voting Rights held in each class of securities			No. of Shares Underlying Outstanding convertible securities (including Warrants)	Shareholding, as a % assuming full conversion of convertible securities ( as a percentage of diluted share capital)	Number of Locked in shares		Number of Shares pledged or otherwise encumbered		Number of equity shares held in dematerialised form	
								No of Voting Rights					Total as a % of (A+B+C)	No. (a)	As a % of total Shares held	No. (a)		As a % of total Shares held
								Class eg: X	Class eg: y	Total								
(I)	(II)	(III)	(IV)	(V)	(VI)	(VII) = (IV)+(V)+(VI)	(VIII) As a % of (A+B+C2)	(IX)			(X)	(XI)= (VII)+(X) As a % of (A+B+C2)	(XII)		(XIII)		(XIV)	
(A)	Promoter & Promoter Group	20	62462919	0	0	62462919	57.34	62462919	0	62462919	57.34	0	0.00	0	0.00	13211000	21.15	62462919
(B)	Public	48277	46472924	0	0	46472924	42.66	46472924	0	46472924	42.66	0	0.00	0	0.00	NA	NA	43666794
(C)	Non Promoter - Non Public	0	0	0	0	0	0.00	0	0	0	0.00	0	0.00	0	0.00	NA	NA	0
(C1)	Shares Underlying DRs	0	0	0	0	0	0.00	0	0	0	0.00	0	0.00	0	0.00	NA	NA	0
(C2)	Shares Held By Employee Trust	0	0	0	0	0	0.00	0	0	0	0.00	0	0.00	0	0.00	NA	NA	0
	<b>Total</b>	<b>48297</b>	<b>108935843</b>	<b>0</b>	<b>0</b>	<b>108935843</b>	<b>100.00</b>	<b>108935843</b>	<b>0</b>	<b>108935843</b>	<b>100.00</b>	<b>0</b>	<b>0.00</b>	<b>0</b>	<b>0.00</b>	<b>13211000</b>	<b>12.13</b>	<b>106129713</b>


*Recd*


**Elecon Engineering Company Limited**

**Table II (I)(a)- Statement showing shareholding pattern of the Promoter and Promoter Group**

Category	Category & Name of the shareholders	PAN	Nos. of shareholders	No. of fully paid up equity shares held	Partly paid-up equity shares held	No. of shares underlying Depository Receipts	Total nos. shares held	Shareholding % calculated as per SCRR, 1957	Number of Voting Rights held in each class of securities			No. of Shares Underlying Outstanding convertible securities (Including Warrants)	Shareholding as a % assuming full conversion of convertible securities (as a percentage of diluted share capital)	Number of Locked in shares		Number of Shares pledged or otherwise encumbered		Number of equity shares held in dematerialised form	
									No of Voting Rights					Total as a % of Total Voting rights	No. (a)	As a % of total Shares held (b)	No. (a)		As a % of total Shares held (b)
									Class X	Class Y	Total								
<b>1</b>	<b>Indian</b>																		
(a)	Individuals / Hindu Undivided Family		7	4117366	0	0	4117366	3.78	4117366	0	4117366	3.78	0	0.00	0	0.00	0	0.00	4117366
	Prayasvin Bhanubhai Patel	AFHPP3384G	4	2255002	0	0	2255002	2.07	2255002	0	2255002	2.07	0	0.00	0	0.00	0	0.00	2255002
	Trupti Pradip Patel	AAGPP0862R	1	1431058	0	0	1431058	1.31	1431058	0	1431058	1.31	0	0.00	0	0.00	0	0.00	1431058
	Bhanubhai Patel-Karta-(B I Patel-Huf)	AAFHB0588M	1	227490	0	0	227490	0.21	227490	0	227490	0.21	0	0.00	0	0.00	0	0.00	227490
	Taruna Patel	ADOPP9036A	1	203816	0	0	203816	0.19	203816	0	203816	0.19	0	0.00	0	0.00	0	0.00	203816
(b)	Central Government / State Government(s)		0	0	0	0	0	0.00	0	0	0	0.00	0	0.00	0	0.00	0	0.00	0
(c)	Financial Institutions / Banks		0	0	0	0	0	0.00	0	0	0	0.00	0	0.00	0	0.00	0	0.00	0
(d)	Any Other (Specify)		13	58345553	0	0	58345553	53.56	58345553	0	58345553	53.56	0	0.00	0	0.00	13211000	22.64	58345553
	Bodies Corporate		13	58345553	0	0	58345553	53.56	58345553	0	58345553	53.56	0	0.00	0	0.00	13211000	22.64	58345553
	Emtici Engineering Limited	AAACE4642F	2	25783669	0	0	25783669	23.67	25783669	0	25783669	23.67	0	0.00	0	0.00	13211000	51.24	25783669
	Prayas Engineering Limited	AABCP5134E	2	11166394	0	0	11166394	10.25	11166394	0	11166394	10.25	0	0.00	0	0.00	0	0.00	11166394
	KB Investments Private Limited	AAACK4618B	2	10253125	0	0	10253125	9.41	10253125	0	10253125	9.41	0	0.00	0	0.00	0	0.00	10253125
	Bipra Investments & Trusts Private Limited	AABCB0060D	1	5876621	0	0	5876621	5.39	5876621	0	5876621	5.39	0	0.00	0	0.00	0	0.00	5876621
	Elecon Information Technology Limited	AAACT6926F	1	1946624	0	0	1946624	1.79	1946624	0	1946624	1.79	0	0.00	0	0.00	0	0.00	1946624
	Akaash Mechatronics Limited	AAECA5386J	1	1786187	0	0	1786187	1.64	1786187	0	1786187	1.64	0	0.00	0	0.00	0	0.00	1786187
	Devkishan Investments Private Limited	AABCD8978Q	1	1195779	0	0	1195779	1.10	1195779	0	1195779	1.10	0	0.00	0	0.00	0	0.00	1195779
	Speciality Woodpack Private Limited	AAACB8076G	1	160597	0	0	160597	0.15	160597	0	160597	0.15	0	0.00	0	0.00	0	0.00	160597
	Wizard Fincap Ltd	AAACW1726A	1	160597	0	0	160597	0.15	160597	0	160597	0.15	0	0.00	0	0.00	0	0.00	160597
	Power Build Private Limited	AABCP2464K	1	15960	0	0	15960	0.01	15960	0	15960	0.01	0	0.00	0	0.00	0	0.00	15960
	<b>Sub Total (A)[1]</b>		<b>20</b>	<b>62462919</b>	<b>0</b>	<b>0</b>	<b>62462919</b>	<b>57.34</b>	<b>62462919</b>	<b>0</b>	<b>62462919</b>	<b>57.34</b>	<b>0</b>	<b>0.00</b>	<b>0</b>	<b>0.00</b>	<b>13211000</b>	<b>21.15</b>	<b>62462919</b>
<b>2</b>	<b>Foreign</b>																		
(a)	Individuals (Non-Resident Individuals / Foreign Individuals)		0	0	0	0	0	0.00	0	0	0	0.00	0	0.00	0	0.00	0	0.00	0
(b)	Government		0	0	0	0	0	0.00	0	0	0	0.00	0	0.00	0	0.00	0	0.00	0
(c)	Institutions		0	0	0	0	0	0.00	0	0	0	0.00	0	0.00	0	0.00	0	0.00	0
(d)	Foreign Portfolio Investor		0	0	0	0	0	0.00	0	0	0	0.00	0	0.00	0	0.00	0	0.00	0
(e)	Any Other (Specify)		0	0	0	0	0	0.00	0	0	0	0.00	0	0.00	0	0.00	0	0.00	0
	<b>Sub Total (A)[2]</b>		<b>0</b>	<b>0</b>	<b>0</b>	<b>0</b>	<b>0</b>	<b>0.00</b>	<b>0</b>	<b>0</b>	<b>0</b>	<b>0.00</b>	<b>0</b>	<b>0.00</b>	<b>0</b>	<b>0.00</b>	<b>0</b>	<b>0.00</b>	<b>0</b>
	<b>Total Shareholding Of Promoter And Promoter Group (A)= (A)[1]+(A)[2]</b>		<b>20</b>	<b>62462919</b>	<b>0</b>	<b>0</b>	<b>62462919</b>	<b>57.34</b>	<b>62462919</b>	<b>0</b>	<b>62462919</b>	<b>57.34</b>	<b>0</b>	<b>0.00</b>	<b>0</b>	<b>0.00</b>	<b>13211000</b>	<b>21.15</b>	<b>62462919</b>


Details of Shares which remain unclaimed may be given hear along with details such as number of shareholders, outstanding shares held in demat/unclaimed suspense account, voting rights which are frozen etc. - NIL



**Elecon Engineering Company Limited**
**Table III - Statement showing shareholding pattern of the Public shareholder**

Category	Category & Name of the shareholders	PAN	Nos. of share holders	No. of fully paid up equity shares held	Partly paid up equity shares held	No. of shares underlying Depository Receipts	Total nos. shares held	Share-holding % calculated as per SCRR, 1957	Number of Voting Rights held in each class of securities			No. of Shares Underlying Outstanding convertible securities (including Warrants)	Total Shareholding as a % assuming full conversion of convertible securities (as a percentage of diluted share capital)	Number of Locked in shares		Number of Shares pledged or otherwise encumbered		Number of equity shares held in dematerialised form	
									No of Voting Rights					Total as a % of Total Voting rights	No. (a)	As a % of total Shares held (b)	No. (a)		As a % of total Shares held (b)
									Class X	Class y	Total								
	(I)	(II)	(III)	(IV)	(V)	(VI)	(VII) = (IV)+(V)+ (VI)	As a % of (A+B+C2) (VIII)	(IX)			(X)	(XI) = (VII)+(X) As a % of (A+B+C2)	(XII)		(XIII)	(XIV)		
<b>1</b>	<b>Institutions</b>																		
(a)	Mutual Fund		8	8766475	0	0	8766475	8.05	8766475	0	8766475	8.05	0	0.00	0	0.00	NA	8766475	
	Hdfc Trustee Company Ltd - Hdfc Core And Satellite Fund & Hdfc Prudence Fund & Hdfc Infrastructure Fund	AAATH1809A	3	7339684	0	0	7339684	6.74	7339684	0	7339684	6.74	0	0.00	0	0.00	NA	7339684	
(b)	Venture Capital Fund		0	0	0	0	0	0.00	0	0	0	0.00	0	0.00	0	0.00	NA	0	
(c)	Alternate Investment Funds		0	0	0	0	0	0.00	0	0	0	0.00	0	0.00	0	0.00	NA	0	
(d)	Foreign Venture Capital Investors		0	0	0	0	0	0.00	0	0	0	0.00	0	0.00	0	0.00	NA	0	
(e)	Foreign Portfolio Investor		5	504514	0	0	504514	0.46	504514	0	504514	0.46	0	0.00	0	0.00	NA	504514	
(f)	Financial Institutions / Banks		9	223265	0	0	223265	0.20	223265	0	223265	0.20	0	0.00	0	0.00	NA	199325	
(g)	Insurance Companies		0	0	0	0	0	0.00	0	0	0	0.00	0	0.00	0	0.00	NA	0	
(h)	Provident Funds/ Pension Funds		0	0	0	0	0	0.00	0	0	0	0.00	0	0.00	0	0.00	NA	0	
(i)	Any Other (Specify)		0	0	0	0	0	0.00	0	0	0	0.00	0	0.00	0	0.00	NA	0	
	<b>Sub Total (B)(1)</b>		<b>22</b>	<b>9494254</b>	<b>0</b>	<b>0</b>	<b>9494254</b>	<b>8.72</b>	<b>9494254</b>	<b>0</b>	<b>9494254</b>	<b>8.72</b>	<b>0</b>	<b>0.00</b>	<b>0</b>	<b>0.00</b>	<b>NA</b>	<b>9470314</b>	
<b>2</b>	<b>Central Government/ State Government(s)/ President of India</b>						0	0.00	0		0	0.00							
	Central Government / State Government(s)		1	278648	0	0	278648	0.26	278648	0	278648	0.26	0	0.00	0	0.00	NA	278648	
	<b>Sub Total (B)(2)</b>		<b>1</b>	<b>278648</b>	<b>0</b>	<b>0</b>	<b>278648</b>	<b>0.26</b>	<b>278648</b>	<b>0</b>	<b>278648</b>	<b>0.26</b>	<b>0</b>	<b>0.00</b>	<b>0</b>	<b>0.00</b>	<b>NA</b>	<b>278648</b>	
<b>3</b>	<b>Non-Institutions</b>						0	0.00	0		0	0.00							
(a)	Individuals						0	0.00	0		0	0.00							
	i. Individual shareholders holding nominal share capital up to Rs. 2 lakhs.		45617	26634955	0	0	26634955	24.45	26634955	0	26634955	24.45	0	0.00	0	0.00	NA	23885060	
	ii. Individual shareholders holding nominal share capital in excess of Rs. 2 lakhs.		13	2952846	0	0	2952846	2.71	2952846	0	2952846	2.71	0	0.00	0	0.00	NA	2952846	
(b)	NBFCs registered with RBI		0	0	0	0	0	0.00	0	0	0	0.00	0	0.00	0	0.00	NA	0	
(c)	Employee Trusts		0	0	0	0	0	0.00	0	0	0	0.00	0	0.00	0	0.00	NA	0	

*Recd.*




(d)	Overseas Depositories(holding DRs) (balancing figure)	0	0	0	0	0	0.00	0	0	0	0.00	0	0.00	0	0.00	NA	0
(e)	Any Other (Specify)	2624	7112221	0	0	7112221	6.53	7112221	0	7112221	6.53	0	0.00	0	0.00	NA	7079926
	Trusts	2	1500	0	0	1500	0.00	1500	0	1500	0.00	0	0.00	0	0.00	NA	1500
	Hindu Undivided Family	1266	1607060	0	0	1607060	1.48	1607060	0	1607060	1.48	0	0.00	0	0.00	NA	1607060
	Non Resident Indians (Non Repat)	163	198928	0	0	198928	0.18	198928	0	198928	0.18	0	0.00	0	0.00	NA	198538
	Other Directors	4	372261	0	0	372261	0.34	372261	0	372261	0.34	0	0.00	0	0.00	NA	372261
	Non Resident Indians (Repat)	393	858286	0	0	858286	0.79	858286	0	858286	0.79	0	0.00	0	0.00	NA	858286
	Clearing Member	244	646023	0	0	646023	0.59	646023	0	646023	0.59	0	0.00	0	0.00	NA	646023
	Market Maker	15	27397	0	0	27397	0.03	27397	0	27397	0.03	0	0.00	0	0.00	NA	27397
	Bodies Corporate	537	3400766	0	0	3400766	3.12	3400766	0	3400766	3.12	0	0.00	0	0.00	NA	3368861
	Sub Total (B)(3)	48254	36700022	0	0	36700022	33.69	36700022	0	36700022	33.69	0	0.00	0	0.00	NA	33917832
	Total Public Shareholding (B)= (B)(1)+(B)(2)+(B)(3)	48277	46472924	0	0	46472924	42.66	46472924	0	46472924	42.66	0	0.00	0	0.00	NA	43666794

Details of the shareholders acting as persons in Concert including their Shareholding (No. and %): NIL

Details of Shares which remain unclaimed are given below:

Number of Shareholders	No. of Outstanding Shares held in demat/unclaimed suspense account	Voting rights which are frozen
1	443390	443390



**Elecon Engineering Company Limited**
**Table IV - Statement showing shareholding pattern of the Non Promoter- Non Public shareholder**

Category	Category & Name of the shareholders	PAN	Nos. of shareholder	No. of fully paid up equity shares held	Partly paid-up equity shares held	No. of shares underlying Depository Receipts	Total no. shares held	Shareholding % calculated as per SCRR, 1957	Number of Voting Rights held in each class of securities				No. of Shares Underlying Outstanding convertible securities (including Warrants)	Total Shareholding, as a % assuming full conversion of convertible securities ( as a percentage of diluted share capital)	Number of Locked in shares		Number of Shares pledged or otherwise encumbered		Number of equity shares held in dematerialised form
									No of Voting Rights			Total as a % of Total Voting rights			No. (a)	As a % of total Shares held (b)	No. (a)	As a % of total Shares held (b)	
									Class X	Class y	Total								
	(I)	(II)	(III)	(IV)	(V)	(VI)	(VII) = (IV)+(V)+(VI)	As a % of (A+B+C2) (VIII)	(IX)				(X)	(XI)= (VII)+(X) As a % of (A+B+C2)	(XII)		(XIII)		(XIV)
1	Custodian/DR Holder		0	0	0	0	0	0.00	0	0	0	0.00	0	0.00	0	0.00	NA		0
2	Employee Benefit Trust (under SEBI (Share based Employee Benefit) Regulations, 2014)		0	0	0	0	0	0.00	0	0	0	0.00	0	0.00	0	0.00	NA		0
	Total Non-Promoter- Non Public Shareholding (C)= (C)(1)+(C)(2)		0	0	0	0	0	0.00	0	0	0	0.00	0	0.00	0	0.00	NA		0

*Vallabh*

