

January 11, 2017

To,

| | |
|--|---|
| The Manager (Listing), The BSE Ltd. Mumbai | The Manager (Listing), National Stock Exchange of India Ltd. Mumbai |
|--|---|

Dear Sir,

Sub: Regulation 31(1)(b) of the SEBI Listing Regulation, 2015

Pursuant to Regulation 31(1)(b) of Securities and Exchange Board of India (Listing Obligations and Disclosure Requirements) Regulations, 2015 and other applicable Regulations of the Listing Regulations, 2015, we enclose herewith a statement showing holding of securities and shareholding pattern for the quarter ended on December 31, 2016.


Kindly take the same on your record.

Thanking you,


Yours faithfully,
For Elecon Engineering Company Limited



Parthiv Parikh
Company Secretary & Compliance Officer



Encl: a/a



Cranes



Rubber Industry



Marine Industry



Plastic Industry



Power Industry



Steel Industry



Sugar Industry



Mining



Cement Industry


Gearing industries. Gearing economies.

Shareholding Pattern under Regulation 31 of SEBI (Listing Obligations and Disclosure Requirements) Regulations, 2015

- 1 Name of Listed Entity: Elecon Engineering Company Limited
- 2 Scrip Code/Name of Scrip/Class of Security: ELECON / 505700
- 3 Share Holding Pattern Filed under: Reg. 31(1)(b) for the quarter ended on 31st December, 2016
- 4 Declaration: The Listed entity is required to submit the following declaration to the extent of submission of information:-

| Sr. No. | Particulars | Yes* | No* |
|---------|--|------|-----|
| 1 | Whether the Listed Entity has issued any partly paid up shares? | | No |
| 2 | Whether the Listed Entity has issued any Convertible Securities or Warrants? | | No |
| 3 | Whether the Listed Entity has any shares against which depository receipts are issued? | | No |
| 4 | Whether the Listed Entity has any shares in locked-in? | | No |
| 5 | Whether any shares held by promoters are pledge or otherwise encumbered? | Yes | |
| 6 | Whether the Listed Entity has issued any differential Voting Rights? | | No |


* If the Listed Entity selects the option 'No' for the questions above, the columns for the partly paid up shares, Outstanding Convertible Securities/Warrants, depository receipts, locked-in shares, No of shares pledged or otherwise encumbered by promoters, as applicable, shall not be displayed at the time of dissemination on the Stock Exchange website. Also wherever there is 'No' declared by Listed Entity in above table the values will be considered as 'Zero' by default on submission of the format of holding of specified securities.



[Handwritten Signature]

Elecon Engineering Company Limited
Table I - Summary Statement holding of specified securities (Post Issue of Shares)

| Category | Category of shareholder | Nos. of shareholders | No. of fully paid up equity shares held | No. of Partly paid-up equity shares held | No. of shares underlying Depository Receipts | Total nos. shares held | Shareholding as a % of total no. of shares (calculated as per SCRR, 1957) | Number of Voting Rights held in each class of securities | | | | No. of Shares Underlying Outstanding convertible securities (including Warrants) | Shareholding, as a % assuming full conversion of convertible securities (as a percentage of diluted share capital) | Number of Locked in shares | | Number of Shares pledged or otherwise encumbered | | Number of equity shares held in dematerialised form |
|----------|-------------------------------|----------------------|---|--|--|------------------------|---|--|-------------|------------------|-------------------------|--|---|----------------------------|-----------------------------|--|-----------------------------|---|
| | | | | | | | | No of Voting Rights | | | Total as a % of (A+B+C) | | | No. (a) | As a % of total Shares held | No. (a) | As a % of total Shares held | |
| | | | | | | | | Class eg: X | Class eg: y | Total | | | | | | | | |
| (I) | (II) | (III) | (IV) | (V) | (VI) | (VII) = (IV)+(V)+(VI) | (VIII) As a % of (A+B+C2) | (IX) | | | | (X) | (XI)= (VII)+(X) As a % of (A+B+C2) | (XII) | | (XIII) | | (XIV) |
| (A) | Promoter & Promoter Group | 23 | 65727041 | 0 | 0 | 65727041 | 58.58 | 65727041 | 0 | 65727041 | 58.58 | 0 | 0.00 | 0 | 0.00 | 13211000 | 20.10 | 65727041 |
| (B) | Public | 48325 | 46472924 | 0 | 0 | 46472924 | 41.42 | 46472924 | 0 | 46472924 | 41.42 | 0 | 0.00 | 0 | 0.00 | NA | NA | 43674264 |
| (C) | Non Promoter - Non Public | 0 | 0 | 0 | 0 | 0 | 0.00 | 0 | 0 | 0 | 0.00 | 0 | 0.00 | 0 | 0.00 | NA | NA | 0 |
| (C1) | Shares Underlying DRs | 0 | 0 | 0 | 0 | 0 | 0.00 | 0 | 0 | 0 | 0.00 | 0 | 0.00 | 0 | 0.00 | NA | NA | 0 |
| (C2) | Shares Held By Employee Trust | 0 | 0 | 0 | 0 | 0 | 0.00 | 0 | 0 | 0 | 0.00 | 0 | 0.00 | 0 | 0.00 | NA | NA | 0 |
| | Total | 48348 | 112199965 | 0 | 0 | 112199965 | 100.00 | 112199965 | 0 | 112199965 | 100.00 | 0 | 0.00 | 0 | 0.00 | 13211000 | 11.77 | 109401305 |



V.V. NAGAR

Elecon Engineering Company Limited

Table II (I)(a)- Statement showing shareholding pattern of the Promoter and Promoter Group (Post Issue of Shares)

| Category | Category & Name of the shareholders | PAN | Nos. of shareholders | No. of fully paid up equity shares held | Partly paid-up equity shares held | No. of shares underlying Depository Receipts | Total nos. shares held | Shareholding % calculated as per SCRR, 1957 | Number of Voting Rights held in each class of securities | | | No. of Shares Outstanding convertible securities (including Warrants) | Shareholding as a % assuming full conversion of convertible securities (as a percentage of diluted share capital) | Number of Locked In shares | | Number of Shares pledged or otherwise encumbered | | Number of equity shares held in dematerialised form | |
|------------|---|------------|----------------------|---|-----------------------------------|--|------------------------|---|--|----------|-----------------|---|---|-------------------------------------|----------|--|-----------------|---|---------------------------------|
| | | | | | | | | | No of Voting Rights | | | | | Total as a % of Total Voting rights | No. (a) | As a % of total Shares held (b) | No. (a) | | As a % of total Shares held (b) |
| | | | | | | | | | Class X | Class y | Total | | | | | | | | |
| | (I) | (II) | (III) | (IV) | (V) | (VI) | (VII) = (IV)+(V)+(VI) | As a % of (A+B+C2) (VIII) | (IX) | | | (X) | (XI) = (VII) + (X) As a % of (A+B+C2) | (XII) | | (XIII) | | (XIV) | |
| 1 | Indian | | | | | | | | | | | | | | | | | | |
| (a) | Individuals / Hindu Undivided Family | | 9 | 4379437 | 0 | 0 | 4379437 | 3.90 | 4379437 | 0 | 4379437 | 3.90 | 0 | 0.00 | 0 | 0.00 | 0 | 0.00 | 4379437 |
| | Prayasvin Bhanubhai Patel | AFHPP3384G | 4 | 2509932 | 0 | 0 | 2509932 | 2.24 | 2509932 | 0 | 2509932 | 2.24 | 0 | 0.00 | 0 | 0.00 | 0 | 0.00 | 2509932 |
| | Trupti Pradip Patel | AAGPP0862R | 1 | 1431058 | 0 | 0 | 1431058 | 1.28 | 1431058 | 0 | 1431058 | 1.28 | 0 | 0.00 | 0 | 0.00 | 0 | 0.00 | 1431058 |
| | Bhanubhai Patel-Karta-(B I Patel-Huf) | AAFHB0588M | 1 | 227490 | 0 | 0 | 227490 | 0.20 | 227490 | 0 | 227490 | 0.20 | 0 | 0.00 | 0 | 0.00 | 0 | 0.00 | 227490 |
| | Taruna Patel | ADOPP9036A | 1 | 206517 | 0 | 0 | 206517 | 0.18 | 206517 | 0 | 206517 | 0.18 | 0 | 0.00 | 0 | 0.00 | 0 | 0.00 | 206517 |
| | Ms. Aishwarya P. Patel J/h Smt. Taruna P. Patel | CUBPP8305G | 1 | 2220 | 0 | 0 | 2220 | 0.00 | 2220 | 0 | 2220 | 0.00 | 0 | 0.00 | 0 | 0.00 | 0 | 0.00 | 2220 |
| | Ms. Akansha P. Patel J/h Smt. Taruna P. Patel | BXP5277D | 1 | 2220 | 0 | 0 | 2220 | 0.00 | 2220 | 0 | 2220 | 0.00 | 0 | 0.00 | 0 | 0.00 | 0 | 0.00 | 2220 |
| (b) | Central Government / State Government(s) | | 0 | 0 | 0 | 0 | 0 | 0.00 | 0 | 0 | 0 | 0.00 | 0 | 0.00 | 0 | 0.00 | 0 | 0.00 | 0 |
| (c) | Financial Institutions / Banks | | 0 | 0 | 0 | 0 | 0 | 0.00 | 0 | 0 | 0 | 0.00 | 0 | 0.00 | 0 | 0.00 | 0 | 0.00 | 0 |
| (d) | Any Other (Specify) | | 14 | 61347604 | 0 | 0 | 61347604 | 54.68 | 61347604 | 0 | 61347604 | 54.68 | 0 | 0.00 | 0 | 0.00 | 13211000 | 21.53 | 61347604 |
| | Bodies Corporate | | 14 | 61347604 | 0 | 0 | 61347604 | 54.68 | 61347604 | 0 | 61347604 | 54.68 | 0 | 0.00 | 0 | 0.00 | 13211000 | 21.53 | 61347604 |
| | Emtici Engineering Limited | AAACE4642F | 2 | 26337818 | 0 | 0 | 26337818 | 23.47 | 26337818 | 0 | 26337818 | 23.47 | 0 | 0.00 | 0 | 0.00 | 13211000 | 50.16 | 26337818 |
| | Prayas Engineering Limited | AABCP5134E | 2 | 11239414 | 0 | 0 | 11239414 | 10.02 | 11239414 | 0 | 11239414 | 10.02 | 0 | 0.00 | 0 | 0.00 | 0 | 0.00 | 11239414 |
| | K B Investments Private Limited | AAACK4618B | 2 | 11190168 | 0 | 0 | 11190168 | 9.97 | 11190168 | 0 | 11190168 | 9.97 | 0 | 0.00 | 0 | 0.00 | 0 | 0.00 | 11190168 |
| | Bipra Investments & Trusts Private Limited | AABCB0060D | 2 | 6709436 | 0 | 0 | 6709436 | 5.98 | 6709436 | 0 | 6709436 | 5.98 | 0 | 0.00 | 0 | 0.00 | 0 | 0.00 | 6709436 |
| | Elecon Information Technology Limited | AAACT6926F | 1 | 2330481 | 0 | 0 | 2330481 | 2.08 | 2330481 | 0 | 2330481 | 2.08 | 0 | 0.00 | 0 | 0.00 | 0 | 0.00 | 2330481 |
| | Akaish Mechatronics Limited | AAECA5386J | 1 | 1864849 | 0 | 0 | 1864849 | 1.66 | 1864849 | 0 | 1864849 | 1.66 | 0 | 0.00 | 0 | 0.00 | 0 | 0.00 | 1864849 |
| | Devkishan Investments Private Limited | AABCD8978Q | 1 | 1290814 | 0 | 0 | 1290814 | 1.15 | 1290814 | 0 | 1290814 | 1.15 | 0 | 0.00 | 0 | 0.00 | 0 | 0.00 | 1290814 |
| | Speciality Woodpack Private Limited | AAACB8076G | 1 | 184332 | 0 | 0 | 184332 | 0.16 | 184332 | 0 | 184332 | 0.16 | 0 | 0.00 | 0 | 0.00 | 0 | 0.00 | 184332 |
| | Wizard Fincap Ltd | AAACW1726A | 1 | 184332 | 0 | 0 | 184332 | 0.16 | 184332 | 0 | 184332 | 0.16 | 0 | 0.00 | 0 | 0.00 | 0 | 0.00 | 184332 |
| | Power Build Private Limited | AABCP2464K | 1 | 15960 | 0 | 0 | 15960 | 0.01 | 15960 | 0 | 15960 | 0.01 | 0 | 0.00 | 0 | 0.00 | 0 | 0.00 | 15960 |
| | Sub Total (A)[1] | | 23 | 65727041 | 0 | 0 | 65727041 | 58.58 | 65727041 | 0 | 65727041 | 58.58 | 0 | 0.00 | 0 | 0.00 | 13211000 | 20.10 | 65727041 |
| 2 | Foreign | | | | | | | | | | | | | | | | | | |
| (a) | Individuals (Non-Resident Individuals / Foreign Individuals) | | 0 | 0 | 0 | 0 | 0 | 0.00 | 0 | 0 | 0 | 0.00 | 0 | 0.00 | 0 | 0.00 | 0 | 0.00 | 0 |
| (b) | Government | | 0 | 0 | 0 | 0 | 0 | 0.00 | 0 | 0 | 0 | 0.00 | 0 | 0.00 | 0 | 0.00 | 0 | 0.00 | 0 |
| (c) | Institutions | | 0 | 0 | 0 | 0 | 0 | 0.00 | 0 | 0 | 0 | 0.00 | 0 | 0.00 | 0 | 0.00 | 0 | 0.00 | 0 |
| (d) | Foreign Portfolio Investor | | 0 | 0 | 0 | 0 | 0 | 0.00 | 0 | 0 | 0 | 0.00 | 0 | 0.00 | 0 | 0.00 | 0 | 0.00 | 0 |
| (e) | Any Other (Specify) | | 0 | 0 | 0 | 0 | 0 | 0.00 | 0 | 0 | 0 | 0.00 | 0 | 0.00 | 0 | 0.00 | 0 | 0.00 | 0 |
| | Sub Total (A)[2] | | 0 | 0 | 0 | 0 | 0 | 0.00 | 0 | 0 | 0 | 0.00 | 0 | 0.00 | 0 | 0.00 | 0 | 0.00 | 0 |
| | Total Shareholding Of Promoter And Promoter Group (A)= (A)[1]+(A)[2] | | 23 | 65727041 | 0 | 0 | 65727041 | 58.58 | 65727041 | 0 | 65727041 | 58.58 | 0 | 0.00 | 0 | 0.00 | 13211000 | 20.10 | 65727041 |


Details of Shares which remain unclaimed may be given hear along with details such as number of shareholders, outstanding shares held in demat/unclaimed suspense account, voting rights which are frozen etc. - NIL



Continuation

Elecon Engineering Company Limited
Table III - Statement showing shareholding pattern of the Public shareholder (Post Issue of Shares)

| Category | Category & Name of the shareholders | PAN | Nos. of share holders | No. of fully paid up equity shares held | Partly paid-up equity shares held | No. of shares underlying Depository Receipts | Total nos. shares held | Share-holding % calculated as per SCRR, 1957 | Number of Voting Rights held in each class of securities | | | | No. of Shares Underlying Outstanding convertible securities (including Warrants) | Total Shareholding as a % assuming full conversion of convertible securities (as a percentage of diluted share capital) | Number of Locked in shares | | Number of Shares pledged or otherwise encumbered | | Number of equity shares held in dematerialised form |
|----------|---|------------|-----------------------|---|-----------------------------------|--|------------------------|--|--|----------|----------------|-------------------------------------|--|---|----------------------------|---------------------------------|--|---------------------------------|---|
| | | | | | | | | | No of Voting Rights | | | Total as a % of Total Voting rights | | | No. (a) | As a % of total Shares held (b) | No. (a) | As a % of total Shares held (b) | |
| | | | | | | | | | Class X | Class y | Total | | | | | | | | |
| | (I) | (II) | (III) | (IV) | (V) | (VI) | (VII) = (IV)+(V)+ (VI) | As a % of (A+B+C2) (VIII) | (IX) | | | | (X) | (XI)= (VII)+(X) As a % of (A+B+C2) | (XII) | | (XIII) | (XIV) | |
| 1 | Institutions | | | | | | | | | | | | | | | | | | |
| (a) | Mutual Fund | | 9 | 8976975 | 0 | 0 | 8976975 | 8.00 | 8976975 | 0 | 8976975 | 8.00 | 0 | 0.00 | 0 | 0.00 | NA | 8976975 | |
| | Hdfc Trustee Company Ltd - Hdfc Core And Satellite Fund & Hdfc Prudence Fund & Hdfc Infrastructure Fund | AAATH1809A | 3 | 7529884 | 0 | 0 | 7529884 | 6.71 | 7529884 | 0 | 7529884 | 6.71 | 0 | 0.00 | 0 | 0.00 | NA | 7529884 | |
| (b) | Venture Capital Fund | | 0 | 0 | 0 | 0 | 0 | 0.00 | 0 | 0 | 0 | 0.00 | 0 | 0.00 | 0 | 0.00 | NA | 0 | |
| (c) | Alternate Investment Funds | | 0 | 0 | 0 | 0 | 0 | 0.00 | 0 | 0 | 0 | 0.00 | 0 | 0.00 | 0 | 0.00 | NA | 0 | |
| (d) | Foreign Venture Capital Investors | | 0 | 0 | 0 | 0 | 0 | 0.00 | 0 | 0 | 0 | 0.00 | 0 | 0.00 | 0 | 0.00 | NA | 0 | |
| (e) | Foreign Portfolio Investor | | 4 | 277914 | 0 | 0 | 277914 | 0.25 | 277914 | 0 | 277914 | 0.25 | 0 | 0.00 | 0 | 0.00 | NA | 277914 | |
| (f) | Financial Institutions / Banks | | 9 | 164149 | 0 | 0 | 164149 | 0.15 | 164149 | 0 | 164149 | 0.15 | 0 | 0.00 | 0 | 0.00 | NA | 140209 | |
| (g) | Insurance Companies | | 0 | 0 | 0 | 0 | 0 | 0.00 | 0 | 0 | 0 | 0.00 | 0 | 0.00 | 0 | 0.00 | NA | 0 | |
| (h) | Provident Funds/ Pension Funds | | 0 | 0 | 0 | 0 | 0 | 0.00 | 0 | 0 | 0 | 0.00 | 0 | 0.00 | 0 | 0.00 | NA | 0 | |
| (i) | Any Other (Specify) | | 0 | 0 | 0 | 0 | 0 | 0.00 | 0 | 0 | 0 | 0.00 | 0 | 0.00 | 0 | 0.00 | NA | 0 | |
| | Sub Total (B)(1) | | 22 | 9419038 | 0 | 0 | 9419038 | 8.39 | 9419038 | 0 | 9419038 | 8.39 | 0 | 0.00 | 0 | 0.00 | NA | 9395098 | |
| 2 | Central Government/ State Government(s)/ President of India | | | | | | 0 | 0.00 | 0 | | 0 | 0.00 | | | | | | | |
| | Central Government / State Government(s) | | 1 | 278648 | 0 | 0 | 278648 | 0.25 | 278648 | 0 | 278648 | 0.25 | 0 | 0.00 | 0 | 0.00 | NA | 278648 | |
| | Sub Total (B)(2) | | 1 | 278648 | 0 | 0 | 278648 | 0.25 | 278648 | 0 | 278648 | 0.25 | 0 | 0.00 | 0 | 0.00 | NA | 278648 | |
| 3 | Non-Institutions | | | | | | 0 | 0.00 | 0 | | 0 | 0.00 | | | | | | | |
| (a) | Individuals | | | | | | 0 | 0.00 | 0 | | 0 | 0.00 | | | | | | | |
| | i. Individual shareholders holding nominal share capital up to Rs. 2 lakhs. | | 45708 | 26469556 | 0 | 0 | 26469556 | 23.59 | 26469556 | 0 | 26469556 | 23.59 | 0 | 0.00 | 0 | 0.00 | NA | 23272131 | |
| | ii. Individual shareholders holding nominal share capital in excess of Rs. 2 lakhs. | | 15 | 3469533 | 0 | 0 | 3469533 | 3.09 | 3469533 | 0 | 3469533 | 3.09 | 0 | 0.00 | 0 | 0.00 | NA | 3469533 | |
| (b) | NBFCs registered with RBI | | 0 | 0 | 0 | 0 | 0 | 0.00 | 0 | 0 | 0 | 0.00 | 0 | 0.00 | 0 | 0.00 | NA | 0 | |
| (c) | Employee Trusts | | 0 | 0 | 0 | 0 | 0 | 0.00 | 0 | 0 | 0 | 0.00 | 0 | 0.00 | 0 | 0.00 | NA | 0 | |




| | | | | | | | | | | | | | | | | | |
|-----|---|-------|----------|---|---|----------|-------|----------|---|----------|-------|---|------|---|------|----|----------|
| (d) | Overseas Depositories(holding DRs) (balancing figure) | 0 | 0 | 0 | 0 | 0 | 0.00 | 0 | 0 | 0 | 0.00 | 0 | 0.00 | 0 | 0.00 | NA | 0 |
| (e) | Any Other (Specify) | 2579 | 6836149 | 0 | 0 | 6836149 | 6.09 | 6836149 | 0 | 6836149 | 6.09 | 0 | 0.00 | 0 | 0.00 | NA | 6803854 |
| | Trusts | 3 | 2500 | 0 | 0 | 2500 | 0.00 | 2500 | 0 | 2500 | 0.00 | 0 | 0.00 | 0 | 0.00 | NA | 2500 |
| | Hindu Undivided Family | 1286 | 1640935 | 0 | 0 | 1640935 | 1.46 | 1640935 | 0 | 1640935 | 1.46 | 0 | 0.00 | 0 | 0.00 | NA | 1640935 |
| | Non Resident Indians (Non Repat) | 167 | 232727 | 0 | 0 | 232727 | 0.21 | 232727 | 0 | 232727 | 0.21 | 0 | 0.00 | 0 | 0.00 | NA | 232337 |
| | Other Directors | 4 | 372261 | 0 | 0 | 372261 | 0.33 | 372261 | 0 | 372261 | 0.33 | 0 | 0.00 | 0 | 0.00 | NA | 372261 |
| | Non Resident Indians | 389 | 817465 | 0 | 0 | 817465 | 0.73 | 817465 | 0 | 817465 | 0.73 | 0 | 0.00 | 0 | 0.00 | NA | 817465 |
| | Clearing Member | 192 | 396690 | 0 | 0 | 396690 | 0.35 | 396690 | 0 | 396690 | 0.35 | 0 | 0.00 | 0 | 0.00 | NA | 396690 |
| | Market Maker | 15 | 25657 | 0 | 0 | 25657 | 0.02 | 25657 | 0 | 25657 | 0.02 | 0 | 0.00 | 0 | 0.00 | NA | 25657 |
| | Bodies Corporate | 523 | 3347914 | 0 | 0 | 3347914 | 2.98 | 3347914 | 0 | 3347914 | 2.98 | 0 | 0.00 | 0 | 0.00 | NA | 3316009 |
| | Sub Total (B)(3) | 48302 | 36775238 | 0 | 0 | 36775238 | 32.78 | 36775238 | 0 | 36775238 | 32.78 | 0 | 0.00 | 0 | 0.00 | NA | 34000518 |
| | Total Public Shareholding (B)= (B)(1)+(B)(2)+(B)(3) | 48325 | 46472924 | 0 | 0 | 46472924 | 41.42 | 46472924 | 0 | 46472924 | 41.42 | 0 | 0.00 | 0 | 0.00 | NA | 43674264 |

Details of the shareholders acting as persons in Concert including their Shareholding (No. and %): NIL

Details of Shares which remain unclaimed are given below:

| Number of Shareholders | No. of Outstanding Shares held in demat/unclaimed suspense account | Voting rights which are frozen |
|------------------------|--|--------------------------------|
| 1 | 443440 | 443440 |



Elecon Engineering Company Limited
Table IV - Statement showing shareholding pattern of the Non Promoter- Non Public shareholder (Post Issue of Shares)

| Category | Category & Name of the shareholders | PAN | Nos. of shareholder | No. of fully paid up equity shares held | Partly paid-up equity shares held | No. of shares underlying Depository Receipts | Total no. shares held | Shareholding % calculated as per SCRR, 1957 | Number of Voting Rights held in each class of securities | | | | No. of Shares Outstanding convertible securities (including Warrants) | Total Shareholding , as a % assuming full conversion of convertible securities (as a percentage of diluted share capital) | Number of Locked in shares | | Number of Shares pledged or otherwise encumbered | | Number of equity shares held in dematerialised form |
|----------|--|------|---------------------|---|-----------------------------------|--|-----------------------|---|--|----------|----------|-------------------------------------|---|--|----------------------------|---------------------------------|--|---------------------------------|---|
| | | | | | | | | | No of Voting Rights | | | Total as a % of Total Voting rights | | | No. (a) | As a % of total Shares held (b) | No. (a) | As a % of total Shares held (b) | |
| | | | | | | | | | Class X | Class y | Total | | | | | | | | |
| | (I) | (II) | (III) | (IV) | (V) | (VI) | (VII) = (IV)+(V)+(VI) | As a % of (A+B+C2) (VIII) | (IX) | | | | (X) | (XI)= (VII)+(X) As a % of (A+B+C2) | (XII) | | (XIII) | (XIV) | |
| 1 | Custodian/DR Holder | | 0 | 0 | 0 | 0 | 0 | 0.00 | 0 | 0 | 0 | 0.00 | 0 | 0.00 | 0 | 0.00 | NA | | 0 |
| 2 | Employee Benefit Trust (under SEBI (Share based Employee Benefit) Regulations, 2014) | | 0 | 0 | 0 | 0 | 0 | 0.00 | 0 | 0 | 0 | 0.00 | 0 | 0.00 | 0 | 0.00 | NA | | 0 |
| | Total Non-Promoter- Non Public Shareholding (C)= (C)(1)+(C)(2) | | 0 | 0 | 0 | 0 | 0 | 0.00 | 0 | 0 | 0 | 0.00 | 0 | 0.00 | 0 | 0.00 | NA | | 0 |

