

Date : 18th July, 2017

To,

The Manager (Listing), The BSE Ltd. Mumbai	The Manager (Listing), National Stock Exchange of India Ltd. Mumbai
Company's Scrip Code: 505700	Company's Scrip Code: ELECON

Sub: Regulation 31(1)(b) of the SEBI (LODR) Regulations, 2015

Dear Sir,

Pursuant to Regulation 31(1)(b) of Securities and Exchange Board of India (Listing Obligations and Disclosure Requirements) Regulations, 2015 and other applicable Regulations of the Listing Regulations, 2015, we enclose herewith a statement showing holding of securities and shareholding pattern for the quarter ended on 30th June, 2017.


Kindly take the same on your record.

Thanking you,


Yours faithfully,
For Elecon Engineering Company Limited



Parthiv Parikh
Company Secretary & Compliance Officer



Encl: a/a



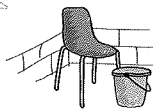
Cranes




Rubber Industry



Marine Industry



Plastic Industry



Power Industry



Steel Industry



Sugar Industry



Mining



Cement Industry


Gearing industries. Gearing economies.

Shareholding Pattern under Regulation 31 of SEBI (Listing Obligations and Disclosure Requirements) Regulations, 2015

- 1 Name of Listed Entity: Elecon Engineering Company Limited
- 2 Scrip Code/Name of Scrip/Class of Security: ELECON / 505700
- 3 Share Holding Pattern Filed under: Reg. 31(1)(b) for the quarter ended on 30th June, 2017
- 4 Declaration: The Listed entity is required to submit the following declaration to the extent of submission of information:-

Sr. No.	Particulars	Yes*	No*
1	Whether the Listed Entity has issued any partly paid up shares?		No
2	Whether the Listed Entity has issued any Convertible Securities or Warrants?		No
3	Whether the Listed Entity has any shares against which depository receipts are issued?		No
4	Whether the Listed Entity has any shares in locked-in?		No
5	Whether any shares held by promoters are pledge or otherwise encumbered?	Yes	
6	Whether the Listed Entity has issued any differential Voting Rights?		No

* If the Listed Entity selects the option 'No' for the questions above, the columns for the partly paid up shares, Outstanding Convertible Securities/Warrants, depository receipts, locked-in shares, No of shares pledged or otherwise encumbered by promoters, as applicable, shall not be displayed at the time of dissemination on the Stock Exchange website. Also wherever there is 'No' declared by Listed Entity in above table the values will be considered as 'Zero' by default on submission of the format of holding of specified securities.



Elecon Engineering Company Limited

Table I - Summary Statement holding of specified securities (Post Issue of Shares)

Category	Category of shareholder	Nos. of shareholders	No. of fully paid up equity shares held	No. of Partly paid-up equity shares held	No. of shares underlying Depository Receipts	Total nos. shares held	Shareholding as a % of total no. of shares (calculated as per SCRR, 1957)	Number of Voting Rights held in each class of securities			No. of Shares Outstanding convertible securities (including Warrants)	Shareholding, as a % assuming full conversion of convertible securities (as a percentage of diluted share capital)	Number of Locked in shares		Number of Shares pledged or otherwise encumbered		Number of equity shares held in dematerialised form	
								No of Voting Rights					Total as a % of (A+B+C)	No. (a)	As a % of total Shares held	No. (a)		As a % of total Shares held
								Class eg: X	Class eg: y	Total								
(I)	(II)	(III)	(IV)	(V)	(VI)	(VII) = (IV)+(V)+(VI)	(VIII) As a % of (A+B+C2)	(IX)			(X)	(XI)= (VII)+(X) As a % of (A+B+C2)	(XII)		(XIII)		(XIV)	
(A)	Promoter & Promoter Group	23	65727041	0	0	65727041	58.58	65727041	0	65727041	58.58	0	0.00	0	0.00	8751000	13.31	65727041
(B)	Public	48427	46472924	0	0	46472924	41.42	46472924	0	46472924	41.42	0	0.00	0	0.00	NA	NA	43731619
(C)	Non Promoter - Non Public	0	0	0	0	0	0.00	0	0	0	0.00	0	0.00	0	0.00	NA	NA	0
(C1)	Shares Underlying DRs	0	0	0	0	0	0.00	0	0	0	0.00	0	0.00	0	0.00	NA	NA	0
(C2)	Shares Held By Employee Trust	0	0	0	0	0	0.00	0	0	0	0.00	0	0.00	0	0.00	NA	NA	0
	Total	48450	112199965	0	0	112199965	100.00	112199965	0	112199965	100.00	0	0.00	0	0.00	8751000	7.80	109458660




ELECON ENGINEERING COMPANY LIMITED
 VALLABH VIDYANAGAR

Elecon Engineering Company Limited

Table II (I)(a)- Statement showing shareholding pattern of the Promoter and Promoter Group (Post Issue of Shares)


Category	Category & Name of the shareholders	PAN	Nos. of shareholders	No. of fully paid up equity shares held	Partly paid-up equity shares held	No. of shares underlying Depository Receipts	Total nos. shares held	Shareholding % calculated as per SCRR, 1957	Number of Voting Rights held in each class of securities			No. of Shares Underlying Outstanding convertible securities (including Warrants)	Shareholding as a % assuming full conversion of convertible securities (as a percentage of diluted share capital)	Number of Locked in shares		Number of Shares pledged or otherwise encumbered		Number of equity shares held in dematerialised form	
									No of Voting Rights					Total as a % of Total Voting rights	No. (a)	As a % of total Shares held (b)	No. (a)		As a % of total Shares held (b)
									Class X	Class Y	Total								
1	Indian																		
(a)	Individuals / Hindu Undivided Family																		
	Prayasvin Bhanubhai Patel	AFHPP3384G	4	4379437	0	0	4379437	3.90	4379437	0	4379437	3.90	0	0.00	0	0.00	0	0.00	4379437
	Trupti Pradip Patel	AAGPP0862R	1	1431058	0	0	1431058	1.28	1431058	0	1431058	1.28	0	0.00	0	0.00	0	0.00	1431058
	Bhanubhai Patel-Karta-(B I Patel-Huf)	AAFHB0588M	1	227490	0	0	227490	0.20	227490	0	227490	0.20	0	0.00	0	0.00	0	0.00	227490
	Taruna Patel	ADOPP9036A	1	206517	0	0	206517	0.18	206517	0	206517	0.18	0	0.00	0	0.00	0	0.00	206517
	Aishwarya P. Patel J/h Taruna P. Patel	CUBPP8305G	1	2220	0	0	2220	0.00	2220	0	2220	0.00	0	0.00	0	0.00	0	0.00	2220
	Akansha P. Patel J/h Taruna P. Patel	BPXPP5277D	1	549220	0	0	549220	0.49	549220	0	549220	0.49	0	0.00	0	0.00	0	0.00	549220
(b)	Central Government / State Government(s)		0	0	0	0	0	0.00	0	0	0	0.00	0	0.00	0	0.00	0	0.00	0
(c)	Financial Institutions / Banks		0	0	0	0	0	0.00	0	0	0	0.00	0	0.00	0	0.00	0	0.00	0
(d)	Any Other (Specify)		14	61347604	0	0	61347604	54.68	61347604	0	61347604	54.68	0	0.00	0	0.00	8751000	14.26	61347604
	Bodies Corporate		14	61347604	0	0	61347604	54.68	61347604	0	61347604	54.68	0	0.00	0	0.00	8751000	14.26	61347604
	Emtici Engineering Limited	AAACE4642F	2	26337818	0	0	26337818	23.47	26337818	0	26337818	23.47	0	0.00	0	0.00	8751000	14.26	26337818
	Prayas Engineering Limited	AABCP5134E	2	11239414	0	0	11239414	10.02	11239414	0	11239414	10.02	0	0.00	0	0.00	8751000	33.23	26337818
	K B Investments Private Limited	AAACK4618B	2	11190168	0	0	11190168	9.97	11190168	0	11190168	9.97	0	0.00	0	0.00	0	0.00	11190168
	Bipra Investments & Trusts Private Limited	AABCB0060D	2	6709436	0	0	6709436	5.98	6709436	0	6709436	5.98	0	0.00	0	0.00	0	0.00	6709436
	Elecon Information Technology Limited	AAACT6926F	1	2330481	0	0	2330481	2.08	2330481	0	2330481	2.08	0	0.00	0	0.00	0	0.00	2330481
	Akaaish Mechatronics Limited	AAECA5386J	1	1864849	0	0	1864849	1.66	1864849	0	1864849	1.66	0	0.00	0	0.00	0	0.00	1864849
	Devkishan Investments Private Limited	AABCD8978Q	1	1290814	0	0	1290814	1.15	1290814	0	1290814	1.15	0	0.00	0	0.00	0	0.00	1290814
	Speciality Woodpack Private Limited	AAACB8076G	1	184332	0	0	184332	0.16	184332	0	184332	0.16	0	0.00	0	0.00	0	0.00	184332
	Wizard Fincap Ltd	AAACW1726A	1	184332	0	0	184332	0.16	184332	0	184332	0.16	0	0.00	0	0.00	0	0.00	184332
	Power Build Private Limited	AABCP2464K	1	15960	0	0	15960	0.01	15960	0	15960	0.01	0	0.00	0	0.00	0	0.00	15960
	Sub Total (A)(1)		23	65727041	0	0	65727041	58.58	65727041	0	65727041	58.58	0	0.00	0	0.00	8751000	13.31	65727041
2	Foreign																		
(a)	Individuals (Non-Resident Individuals / Foreign Individuals)		0	0	0	0	0	0.00	0	0	0	0.00	0	0.00	0	0.00	0	0.00	0
(b)	Government		0	0	0	0	0	0.00	0	0	0	0.00	0	0.00	0	0.00	0	0.00	0
(c)	Institutions		0	0	0	0	0	0.00	0	0	0	0.00	0	0.00	0	0.00	0	0.00	0
(d)	Foreign Portfolio Investor		0	0	0	0	0	0.00	0	0	0	0.00	0	0.00	0	0.00	0	0.00	0
(e)	Any Other (Specify)		0	0	0	0	0	0.00	0	0	0	0.00	0	0.00	0	0.00	0	0.00	0
	Sub Total (A)(2)		0	0	0	0	0	0.00	0	0	0	0.00	0	0.00	0	0.00	0	0.00	0
	Total Shareholding Of Promoter And Promoter Group (A)= (A)(1)+(A)(2)		23	65727041	0	0	65727041	58.58	65727041	0	65727041	58.58	0	0.00	0	0.00	8751000	13.31	65727041

Details of Shares which remain unclaimed may be given hear along with details such as number of shareholders, outstanding shares held in demat/unclaimed suspense account, voting rights which are frozen etc. - NIL



Elecon Engineering Company Limited
Table III - Statement showing shareholding pattern of the Public shareholder (Post Issue of Shares)

Category	Category & Name of the shareholders	PAN	Nos. of share holders	No. of fully paid up equity shares held	Partly paid-up equity shares held	No. of shares underlying Depository Receipts	Total nos. shares held	Share-holding % calculated as per SCRR, 1957	Number of Voting Rights held in each class of securities				No. of Shares Underlying Outstanding convertible securities (including Warrants)	Total Shareholding as a % assuming full conversion of convertible securities (as a percentage of diluted share capital)	Number of Locked in shares		Number of Shares pledged or otherwise encumbered		Number of equity shares held in dematerialised form
									No of Voting Rights			Total as a % of Total Voting rights			No. (a)	As a % of total Shares held (b)	No. (a)	As a % of total Shares held (b)	
									Class X	Class y	Total								
	(I)	(II)	(III)	(IV)	(V)	(VI)	(VII) = (IV)+(V)+ (VI)	As a % of (A+B+C2) (VIII)	(IX)				(X)	(XI)= (VII)+(X) As a % of (A+B+C2)	(XII)		(XIII)	(XIV)	
1	Institutions																		
(a)	Mutual Fund		8	8901142	0	0	8901142	7.93	8901142	0	8901142	7.93	0	0.00	0	0.00	NA	8901142	
	Hdfc Trustee Company Ltd - Hdfc Core And Satellite Fund & Hdfc Prudence Fund & Hdfc Infrastructure Fund	AAATH1809A	3	7529884	0	0	7529884	6.71	7529884	0	7529884	6.71	0	0.00	0	0.00	NA	7529884	
(b)	Venture Capital Fund		0	0	0	0	0	0.00	0	0	0	0.00	0	0.00	0	0.00	NA	0	
(c)	Alternate Investment Funds		0	0	0	0	0	0.00	0	0	0	0.00	0	0.00	0	0.00	NA	0	
(d)	Foreign Venture Capital Investors		0	0	0	0	0	0.00	0	0	0	0.00	0	0.00	0	0.00	NA	0	
(e)	Foreign Portfolio Investor		3	37465	0	0	37465	0.03	37465	0	37465	0.03	0	0.00	0	0.00	NA	37465	
(f)	Financial Institutions / Banks		8	154213	0	0	154213	0.14	154213	0	154213	0.14	0	0.00	0	0.00	NA	130273	
(g)	Insurance Companies		0	0	0	0	0	0.00	0	0	0	0.00	0	0.00	0	0.00	NA	0	
(h)	Provident Funds/ Pension Funds		0	0	0	0	0	0.00	0	0	0	0.00	0	0.00	0	0.00	NA	0	
(i)	Any Other (Specify)		0	0	0	0	0	0.00	0	0	0	0.00	0	0.00	0	0.00	NA	0	
	Sub Total (B)(1)		19	9092820	0	0	9092820	8.10	9092820	0	9092820	8.10	0	0.00	0	0.00	NA	9068880	
2	Central Government/ State Government(s)/ President of India																		
	Central Government / State Government(s)		1	278648	0	0	278648	0.25	278648	0	278648	0.25	0	0.00	0	0.00	NA	278648	
	Sub Total (B)(2)		1	278648	0	0	278648	0.25	278648	0	278648	0.25	0	0.00	0	0.00	NA	278648	
3	Non-Institutions																		
(a)	Individuals																		
	i. Individual shareholders holding nominal share capital up to Rs. 2 lakhs.		45871	26593017	0	0	26593017	23.70	26593017	0	26593017	23.70	0	0.00	0	0.00	NA	23907947	
	ii. Individual shareholders holding nominal share capital in excess of Rs. 2 lakhs.		13	3071441	0	0	3071441	2.74	3071441	0	3071441	2.74	0	0.00	0	0.00	NA	3071441	
(b)	NBFCs registered with RBI		0	0	0	0	0	0.00	0	0	0	0.00	0	0.00	0	0.00	NA	0	
(c)	Employee Trusts		0	0	0	0	0	0.00	0	0	0	0.00	0	0.00	0	0.00	NA	0	




(d)	Overseas Depositories(holding DRs) (balancing figure)	0	0	0	0	0	0.00	0	0	0	0.00	0	0	0	0.00	0	0.00	0	0.00	NA	0
(e)	Any Other (Specify)	2523	7436998	0	0	7436998	6.63	7436998	0	7436998	6.63	0	0	0	0.00	0	0.00	0	0.00	NA	7404703
	Trusts	4	29200	0	0	29200	0.03	29200	0	29200	0.03	0	0	0	0.00	0	0.00	0	0.00	NA	29200
	Hindu Undivided Family	1280	1689380	0	0	1689380	1.51	1689380	0	1689380	1.51	0	0	0	0.00	0	0.00	0	0.00	NA	1689380
	Non Resident Indians (Non Repat)	175	257147	0	0	257147	0.23	257147	0	257147	0.23	0	0	0	0.00	0	0.00	0	0.00	NA	256757
	Other Directors	4	372261	0	0	372261	0.33	372261	0	372261	0.33	0	0	0	0.00	0	0.00	0	0.00	NA	372261
	Non Resident Indians	368	796730	0	0	796730	0.71	796730	0	796730	0.71	0	0	0	0.00	0	0.00	0	0.00	NA	796730
	Clearing Member	192	440724	0	0	440724	0.39	440724	0	440724	0.39	0	0	0	0.00	0	0.00	0	0.00	NA	440724
	Market Maker	11	45251	0	0	45251	0.04	45251	0	45251	0.04	0	0	0	0.00	0	0.00	0	0.00	NA	45251
	Bodies Corporate	489	3806305	0	0	3806305	3.39	3806305	0	3806305	3.39	0	0	0	0.00	0	0.00	0	0.00	NA	3774400
	Sub Total (B)(3)	48407	37101456	0	0	37101456	33.07	37101456	0	37101456	33.07	0	0	0	0.00	0	0.00	0	0.00	NA	34384091
	Total Public Shareholding (B)= (B)(1)+(B)(2)+(B)(3)	48427	46472924	0	0	46472924	41.42	46472924	0	46472924	41.42	0	0	0	0.00	0	0.00	0	0.00	NA	43731619

Details of the shareholders acting as persons in Concert including their Shareholding (No. and %): NIL

Details of Shares which remain unclaimed are given below:

Number of Shareholders	No. of Outstanding Shares held in demat/unclaimed suspense account	Voting rights which are frozen
1	442960	442960



Elecon Engineering Company Limited

Table IV - Statement showing shareholding pattern of the Non Promoter- Non Public shareholder (Post Issue of Shares)

Category	Category & Name of the shareholders	PAN	Nos. of shareholder	No. of fully paid up equity shares held	Partly paid-up equity shares held	No. of shares underlying Depository Receipts	Total no. shares held	Shareholding % calculated as per SCRR, 1957	Number of Voting Rights held in each class of securities			No. of Shares Underlying Outstanding convertible securities (including Warrants)	Total Shareholding , as a % assuming full conversion of convertible securities (as a percentage of diluted share capital)	Number of Locked in shares		Number of Shares pledged or otherwise encumbered		Number of equity shares held in dematerialised form	
									No of Voting Rights					Total as a % of Total Voting rights	No. (a)	As a % of total Shares held (b)	No. (a)		As a % of total Shares held (b)
									Class X	Class y	Total								
	(I)	(II)	(III)	(IV)	(V)	(VI)	(VII) = (IV)+(V)+(VI)	As a % of (A+B+C2) (VIII)	(IX)			(X)	(XI)= (VII)+(X) As a % of (A+B+C2)	(XII)		(XIII)	(XIV)		
1	Custodian/DR Holder		0	0	0	0	0	0.00	0	0	0	0.00	0	0.00	0	0.00	NA	0	
2	Employee Benefit Trust (under SEBI (Share based Employee Benefit) Regulations, 2014)		0	0	0	0	0	0.00	0	0	0	0.00	0	0.00	0	0.00	NA	0	
	Total Non-Promoter- Non Public Shareholding (C)= (C)(1)+(C)(2)		0	0	0	0	0	0.00	0	0	0	0.00	0	0.00	0	0.00	NA	0	

