

**Shareholding Pattern under Regulation 31 of SEBI (Listing Obligations and Disclosure Requirements) Regulations, 2015**

- 1 Name of Listed Entity: Elecon Engineering Company Limited
- 2 Scrip Code/Name of Scrip/Class of Security: ELECON / 505700
- 3 Share Holding Pattern Filed under: Reg. 31(1)(b) for the quarter ended on 30th June, 2018
- 4 Declaration: The Listed entity is required to submit the following declaration to the extent of submission of information:-

Sr. No.	Particulars	Yes*	No*
1	Whether the Listed Entity has issued any partly paid up shares?		No
2	Whether the Listed Entity has issued any Convertible Securities or Warrants?		No
3	Whether the Listed Entity has any shares against which depository receipts are issued?		No
4	Whether the Listed Entity has any shares in locked-in?		No
5	Whether any shares held by promoters are pledge or otherwise encumbered?	Yes	
6	Whether the Listed Entity has issued any differential Voting Rights?		No


\* If the Listed Entity selects the option 'No' for the questions above, the columns for the partly paid up shares, Outstanding Convertible Securities/Warrants, depository receipts, locked-in shares, No of shares pledged or otherwise encumbered by promoters, as applicable, shall not be displayed at the time of dissemination on the Stock Exchange website. Also wherever there is 'No' declared by Listed Entity in above table the values will be considered as 'Zero' by default on submission of the format of holding of specified securities.



**Elecon Engineering Company Limited**

**Table I - Summary Statement holding of specified securities**

Category	Category of shareholder	Nos. of shareholders	No. of fully paid up equity shares held	No. of Partly paid-up equity shares held	No. of shares underlying Depository Receipts	Total nos. shares held	Shareholding as a % of total no. of shares (calculated as per SCRR, 1957)	Number of Voting Rights held in each class of securities			No. of Shares Underlying Outstanding convertible securities (including Warrants)	Shareholding, as a % assuming full conversion of convertible securities ( as a percentage of diluted share capital)	Number of Locked in shares		Number of Shares pledged or otherwise encumbered		Number of equity shares held in dematerialised form	
								No of Voting Rights					Total as a % of (A+B+C)	No. (a)	As a % of total Shares held	No. (a)		As a % of total Shares held
								Class eg: X	Class eg: y	Total								
(I)	(II)	(III)	(IV)	(V)	(VI)	(VII) = (IV)+(V)+(VI)	(VIII) As a % of (A+B+C2)	(IX)			(X)	(XI)= (VII)+(X) As a % of (A+B+C2)	(XII)		(XIII)		(XIV)	
(A)	Promoter & Promoter Group	24	65793041	0	0	65793041	58.64	65793041	0	65793041	58.64	0	0.00	0	0.00	30421500	46.24	65793041
(B)	Public	46482	46406924	0	0	46406924	41.36	46406924	0	46406924	41.36	0	0.00	0	0.00	NA	NA	44084254
(C)	Non Promoter - Non Public	0	0	0	0	0	0.00	0	0	0	0.00	0	0.00	0	0.00	NA	NA	0
(C1)	Shares Underlying DRs	0	0	0	0	0	0.00	0	0	0	0.00	0	0.00	0	0.00	NA	NA	0
(C2)	Shares Held By Employee Trust	0	0	0	0	0	0.00	0	0	0	0.00	0	0.00	0	0.00	NA	NA	0
	<b>Total</b>	<b>46506</b>	<b>112199965</b>	<b>0</b>	<b>0</b>	<b>112199965</b>	<b>100.00</b>	<b>112199965</b>	<b>0</b>	<b>112199965</b>	<b>100.00</b>	<b>0</b>	<b>0.00</b>	<b>0</b>	<b>0.00</b>	<b>30421500</b>	<b>27.11</b>	<b>109877295</b>




**Elecon Engineering Company Limited**

**Table II (I)(a)- Statement showing shareholding pattern of the Promoter and Promoter Group**

Category	Category & Name of the shareholders	PAN	Nos. of shareholders	No. of fully paid up equity shares held	Partly paid-up equity shares held	No. of shares underlying Depository Receipts	Total nos. shares held	Shareholding % calculated as per SCRR, 1957	Number of Voting Rights held in each class of securities			No. of Shares Underlying Outstanding convertible securities (Including Warrants)	Shareholding as a % assuming full conversion of convertible securities (as a percentage of diluted share capital)	Number of Locked in shares		Number of Shares pledged or otherwise encumbered		Number of equity shares held in dematerialised form	
									No of Voting Rights					Total as a % of Total Voting rights	No. (a)	As a % of total Shares held (b)	No. (a)		As a % of total Shares held (b)
									Class X	Class y	Total								
	(I)	(II)	(III)	(IV)	(V)	(VI)	(VII) = (IV)+(V)+(VI)	As a % of (A+B+C2) (VIII)	(IX)			(X)	(XI) = (VII) + (X) As a % of (A+B+C2)	(XII)		(XIII)		(XIV)	
<b>1</b>	<b>Indian</b>																		
(a)	Individuals / Hindu Undivided Family		9	4445437	0	0	4445437	3.96	4445437	0	4445437	3.96	0	0.00	0	0.00	0	0.00	4445437
	Prayasvin Bhanubhai Patel	AFHPP3384G	4	1962932	0	0	1962932	1.75	1962932	0	1962932	1.75	0	0.00	0	0.00	0	0.00	1962932
	Trupti Pradip Patel	AAGPP0862R	1	1431058	0	0	1431058	1.28	1431058	0	1431058	1.28	0	0.00	0	0.00	0	0.00	1431058
	Bhanubhai Patel-Karta-(B I Patel-Huf)	AAFHB0588M	1	227490	0	0	227490	0.20	227490	0	227490	0.20	0	0.00	0	0.00	0	0.00	227490
	Taruna Patel	ADOPP9036A	1	206517	0	0	206517	0.18	206517	0	206517	0.18	0	0.00	0	0.00	0	0.00	206517
	Aishwarya P. Patel	CUBPP8305G	1	2220	0	0	2220	0.00	2220	0	2220	0.00	0	0.00	0	0.00	0	0.00	2220
	Akansha P. Patel	BXP5277D	1	615220	0	0	615220	0.55	615220	0	615220	0.55	0	0.00	0	0.00	0	0.00	615220
(b)	Central Government / State Government(s)		0	0	0	0	0	0.00	0	0	0	0.00	0	0.00	0	0.00	0	0.00	0
(c)	Financial Institutions / Banks		0	0	0	0	0	0.00	0	0	0	0.00	0	0.00	0	0.00	0	0.00	0
(d)	Any Other (Specify)		15	61347604	0	0	61347604	54.68	61347604	0	61347604	54.68	0	0.00	0	0.00	30421500	49.59	61347604
	Bodles Corporate		15	61347604	0	0	61347604	54.68	61347604	0	61347604	54.68	0	0.00	0	0.00	30421500	49.59	61347604
	Emtici Engineering Limited	AAACE4642F	3	26337818	0	0	26337818	23.47	26337818	0	26337818	23.47	0	0.00	0	0.00	19200000	72.90	26337818
	Prayas Engineering Limited	AABCP5134E	2	11239414	0	0	11239414	10.02	11239414	0	11239414	10.02	0	0.00	0	0.00	11200000	99.65	11239414
	K B Investments Private Limited	AAACK4618B	2	11190168	0	0	11190168	9.97	11190168	0	11190168	9.97	0	0.00	0	0.00	21500	0.19	11190168
	Bipra Investments & Trusts Private Limited	AABCB0060D	2	6709436	0	0	6709436	5.98	6709436	0	6709436	5.98	0	0.00	0	0.00	0	0.00	6709436
	Elecon Information Technology Limited	AAACT6926F	1	2330481	0	0	2330481	2.08	2330481	0	2330481	2.08	0	0.00	0	0.00	0	0.00	2330481
	Akaish Mechatronics Limited	AAECA5386I	1	1864849	0	0	1864849	1.66	1864849	0	1864849	1.66	0	0.00	0	0.00	0	0.00	1864849
	Devkishan Investments Private Limited	AABCD8978Q	1	1290814	0	0	1290814	1.15	1290814	0	1290814	1.15	0	0.00	0	0.00	0	0.00	1290814
	Speciality Woodpack Private Limited	AAACB8076G	1	184332	0	0	184332	0.16	184332	0	184332	0.16	0	0.00	0	0.00	0	0.00	184332
	Wizard Fincap Ltd	AAACW1726A	1	184332	0	0	184332	0.16	184332	0	184332	0.16	0	0.00	0	0.00	0	0.00	184332
	Power Build Private Limited	AABCP2464K	1	15960	0	0	15960	0.01	15960	0	15960	0.01	0	0.00	0	0.00	0	0.00	15960
	<b>Sub Total (A)(1)</b>		<b>24</b>	<b>65793041</b>	<b>0</b>	<b>0</b>	<b>65793041</b>	<b>58.64</b>	<b>65793041</b>	<b>0</b>	<b>65793041</b>	<b>58.64</b>	<b>0</b>	<b>0.00</b>	<b>0</b>	<b>0.00</b>	<b>30421500</b>	<b>46.24</b>	<b>65793041</b>
<b>2</b>	<b>Foreign</b>																		
(a)	Individuals (Non-Resident Individuals / Foreign Individuals)		0	0	0	0	0	0.00	0	0	0	0.00	0	0.00	0	0.00	0	0.00	0
(b)	Government		0	0	0	0	0	0.00	0	0	0	0.00	0	0.00	0	0.00	0	0.00	0
(c)	Institutions		0	0	0	0	0	0.00	0	0	0	0.00	0	0.00	0	0.00	0	0.00	0
(d)	Foreign Portfolio Investor		0	0	0	0	0	0.00	0	0	0	0.00	0	0.00	0	0.00	0	0.00	0
(e)	Any Other (Specify)		0	0	0	0	0	0.00	0	0	0	0.00	0	0.00	0	0.00	0	0.00	0
	<b>Sub Total (A)(2)</b>		<b>0</b>	<b>0</b>	<b>0</b>	<b>0</b>	<b>0</b>	<b>0.00</b>	<b>0</b>	<b>0</b>	<b>0</b>	<b>0.00</b>	<b>0</b>	<b>0.00</b>	<b>0</b>	<b>0.00</b>	<b>0</b>	<b>0.00</b>	<b>0</b>
	<b>Total Shareholding Of Promoter And Promoter Group (A)= (A)(1)+(A)(2)</b>		<b>24</b>	<b>65793041</b>	<b>0</b>	<b>0</b>	<b>65793041</b>	<b>58.64</b>	<b>65793041</b>	<b>0</b>	<b>65793041</b>	<b>58.64</b>	<b>0</b>	<b>0.00</b>	<b>0</b>	<b>0.00</b>	<b>30421500</b>	<b>46.24</b>	<b>65793041</b>

Details of Shares which remain unclaimed may be given here along with details such as number of shareholders, outstanding shares held in demat/unclaimed suspense account, voting rights which are frozen etc. - NIL




Continuation Sheet:

**Elecon Engineering Company Limited**

**Table III - Statement showing shareholding pattern of the Public shareholder**

Category	Category & Name of the shareholders	PAN	Nos. of share holders	No. of fully paid up equity shares held	Partly paid up equity shares held	No. of shares underlying Depository Receipts	Total nos. shares held	Share-holding % calculated as per SCRR, 1957	Number of Voting Rights held in each class of securities			No. of Shares Underlying Outstanding convertible securities (Including Warrants)	Total Shareholding as a % assuming full conversion of convertible securities ( as a percentage of diluted share capital)	Number of Locked in shares		Number of Shares pledged or otherwise encumbered		Number of equity shares held in dematerialised form	
									No of Voting Rights					Total as a % of Total Voting rights	No. (a)	As a % of total Shares held (b)	No. (a)		As a % of total Shares held (b)
									Class X	Class y	Total								
	(I)	(II)	(III)	(IV)	(V)	(VI)	(VII) = (IV)+(V)+(VI)	As a % of (A+B+C2) (VIII)	(IX)			(X)	(XI)= (VI)+(X) As a % of (A+B+C2)	(XII)		(XIII)	(XIV)		
<b>1</b>	<b>Institutions</b>																		
(a)	Mutual Fund		4	7481923	0	0	7481923	6.67	7481923	0	7481923	6.67	0	0.00	0	0.00	NA	7481923	
	Hdfc Trustee Company Ltd - Hdfc Balanced Advantage Fund & Hdfc Focused 30 Fund & Hdfc Infrastructure Fund	AAATH1809A	3	7317923	0	0	7317923	6.52	7317923	0	7317923	6.52	0	0.00	0	0.00	NA	7317923	
(b)	Venture Capital Fund		0	0	0	0	0	0.00	0	0	0	0.00	0	0.00	0	0.00	NA	0	
(c)	Alternate Investment Funds		0	0	0	0	0	0.00	0	0	0	0.00	0	0.00	0	0.00	NA	0	
(d)	Foreign Venture Capital Investors		0	0	0	0	0	0.00	0	0	0	0.00	0	0.00	0	0.00	NA	0	
(e)	Foreign Portfolio Investor		3	376572	0	0	376572	0.34	376572	0	376572	0.34	0	0.00	0	0.00	NA	376572	
(f)	Financial Institutions / Banks		8	287254	0	0	287254	0.26	287254	0	287254	0.26	0	0.00	0	0.00	NA	265564	
(g)	Insurance Companies		0	0	0	0	0	0.00	0	0	0	0.00	0	0.00	0	0.00	NA	0	
(h)	Provident Funds/ Pension Funds		0	0	0	0	0	0.00	0	0	0	0.00	0	0.00	0	0.00	NA	0	
(i)	Any Other (Specify)		0	0	0	0	0	0.00	0	0	0	0.00	0	0.00	0	0.00	NA	0	
	<b>Sub Total (B)(1)</b>		<b>15</b>	<b>8145749</b>	<b>0</b>	<b>0</b>	<b>8145749</b>	<b>7.26</b>	<b>8145749</b>	<b>0</b>	<b>8145749</b>	<b>7.26</b>	<b>0</b>	<b>0.00</b>	<b>0</b>	<b>0.00</b>	<b>NA</b>	<b>8124059</b>	
<b>2</b>	<b>Central Government/ State Government(s)/ President of India</b>						0	0.00	0	0	0	0.00							
	Central Government / State Government(s)		1	278648	0	0	278648	0.25	278648	0	278648	0.25	0	0.00	0	0.00	NA	278648	
	<b>Sub Total (B)(2)</b>		<b>1</b>	<b>278648</b>	<b>0</b>	<b>0</b>	<b>278648</b>	<b>0.25</b>	<b>278648</b>	<b>0</b>	<b>278648</b>	<b>0.25</b>	<b>0</b>	<b>0.00</b>	<b>0</b>	<b>0.00</b>	<b>NA</b>	<b>278648</b>	
<b>3</b>	<b>Non-Institutions</b>						0	0.00	0	0	0	0.00							
(a)	Individuals						0	0.00	0	0	0	0.00							
	i. Individual shareholders holding nominal share capital up to Rs. 2 lakhs.		44008	25525782	0	0	25525782	22.75	25525782	0	25525782	22.75	0	0.00	0	0.00	NA	23254697	
	ii. Individual shareholders holding nominal share capital in excess of Rs. 2 lakhs.		17	3281746	0	0	3281746	2.92	3281746	0	3281746	2.92	0	0.00	0	0.00	NA	3281746	
(b)	NBFCs registered with RBI		8	410468	0	0	410468	0.37	410468	0	410468	0.37	0	0.00	0	0.00	NA	410468	
(c)	Employee Trusts		0	0	0	0	0	0.00	0	0	0	0.00	0	0.00	0	0.00	NA	0	




(d)	Overseas Depositories(holding DRs) (balancing figure)	0	0	0	0	0	0.00	0	0	0	0.00	0	0.00	0	0.00	NA	0
(e)	Any Other (Specify)	2433	8764531	0	0	8764531	7.81	8764531	0	8764531	7.81	0	0.00	0	0.00	NA	8734636
	IEPF	1	655501	0	0	655501	0.58	655501	0	655501	0.58	0	0.00	0	0.00	NA	655501
	Trusts	4	29700	0	0	29700	0.03	29700	0	29700	0.03	0	0.00	0	0.00	NA	29700
	Hindu Undivided Family	1187	1412326	0	0	1412326	1.26	1412326	0	1412326	1.26	0	0.00	0	0.00	NA	1412326
	Non Resident Indians (Non Repat)	203	401174	0	0	401174	0.36	401174	0	401174	0.36	0	0.00	0	0.00	NA	400934
	Other Directors	4	372261	0	0	372261	0.33	372261	0	372261	0.33	0	0.00	0	0.00	NA	372261
	Non Resident Indians	333	419883	0	0	419883	0.37	419883	0	419883	0.37	0	0.00	0	0.00	NA	419883
	Clearing Member	194	451085	0	0	451085	0.40	451085	0	451085	0.40	0	0.00	0	0.00	NA	451085
	Market Maker	9	7673	0	0	7673	0.01	7673	0	7673	0.01	0	0.00	0	0.00	NA	7673
	Bodies Corporate	498	5014928	0	0	5014928	4.47	5014928	0	5014928	4.47	0	0.00	0	0.00	NA	4985273
	Sub Total (B)(3)	46466	37982527	0	0	37982527	33.85	37982527	0	37982527	33.85	0	0.00	0	0.00	NA	35681547
	Total Public Shareholding (B)= (B)(1)+(B)(2)+(B)(3)	46482	46406924	0	0	46406924	41.36	46406924	0	46406924	41.36	0	0.00	0	0.00	NA	44084254

Details of the shareholders acting as persons in Concert including their Shareholding (No. and %): NIL

Details of Shares which remain unclaimed are given below:

Number of Shareholders	No. of Outstanding Shares held in demat/unclaimed suspense account	Voting rights which are frozen
1	80895	80895



**Elecon Engineering Company Limited**

**Table IV - Statement showing shareholding pattern of the Non Promoter- Non Public shareholder**

Category	Category & Name of the shareholders	PAN	Nos. of shareholder	No. of fully paid up equity shares held	Partly paid-up equity shares held	No. of shares underlying Depository Receipts	Total no. shares held	Shareholding % calculated as per SCRR, 1957	Number of Voting Rights held in each class of securities				No. of Shares Underlying Outstanding convertible securities (including Warrants)	Total Shareholding , as a % assuming full conversion of convertible securities ( as a percentage of diluted share capital)	Number of Locked in shares		Number of Shares pledged or otherwise encumbered		Number of equity shares held in dematerialised form
									No of Voting Rights			Total as a % of Total Voting rights			No. (a)	As a % of total Shares held (b)	No. (a)	As a % of total Shares held (b)	
									Class X	Class y	Total								
	(I)	(II)	(III)	(IV)	(V)	(VI)	(VII) = (IV)+(V)+(VI)	As a % of (A+B+C2) (VIII)	(IX)				(X)	(XI)= (VII)+(X) As a % of (A+B+C2)	(XII)		(XIII)		(XIV)
1	Custodian/DR Holder		0	0	0	0	0	0.00	0	0	0	0.00	0	0.00	0	0.00	NA		0
2	Employee Benefit Trust (under SEBI (Share based Employee Benefit) Regulations, 2014)		0	0	0	0	0	0.00	0	0	0	0.00	0	0.00	0	0.00	NA		0
	<b>Total Non-Promoter- Non Public Shareholding (C)= (C)(1)+(C)(2)</b>		0	0	0	0	0	0.00	0	0	0	0.00	0	0.00	0	0.00	NA		0

